



US Cabinet Depot is a blend of cabinetry professionals from many different areas of the cabinet industry. This mix of knowledge and experience has allowed us to build a company that truly understands the needs of its customers. Our focus is on providing products that exceed our customers' expectations in quality, price and service.

Quality:

Our products are designed to the highest standards in style and function. We start by selecting only high quality raw materials, hardware, adhesives and finishes. This bundle of superior components is the first step to securing your long term satisfaction.

The second step is a state of the art manufacturing process which ensures consistent production across the board. We have worked diligently to cut out waste and eliminate bottle necks. New manufacturing technologies are quickly implemented as they become available to the industry. The result is streamlined and efficient production costs which support a very competitive sales price for our products.

The final step is thorough inspections. Components are inspected for quality at the completion of each step of the manufacturing process. When the entire process is complete, each batch of product is compared with a control group to make sure it will match warehouse inventory perfectly. These quality standards were established so our customers have confidence in the consistent quality of our construction, color and finish.

Service:

We believe a product is only as good as the service that supports it. We spend a lot of time developing materials, processes and policies in order to make sure our customers are better served. The services we provide can be divided into three categories: supporting materials, order processing and customer service. Large strides have been made to ensure all of the pertinent information customers seek is readily available. Marketing materials are constantly being developed and distributed to help our customers educate their clientele. We understand that these are the sales tools required to successfully sell our product in your showrooms.

Our automated order processing system has allowed us to eliminate many unnecessary steps, significantly reducing our lead time. Orders placed online seamlessly flow through our inventory control and accounting systems.

We have a great team of experienced cabinet professionals ready to hear your concerns and answer your questions. Most importantly we listen to the input our customers give us and make sure your suggestions are addressed as we continually seek ways to better serve you. The goal is to establish a mutually beneficial relationship in which we can grow our businesses around.

Sample Doors

Capital Framed Collection - Highland Series

Shaker







White

Antique White

Dove

Grey

Cinder

York



Antique White

Torrance




White

Dove

Casselberry







Antique White

Saddle

Sample Doors are available to purchase individually or as a kit.

altaeuro Full-Access Frameless

Torino







White Pine

Grey Wood

Dark Wood




Riviera

Oyster Shell

Conch Shell

Verona - COMING 2021






Pure Blanc

Storm Grey

Midnight Navy

Palermo



Gloss White

Marketing Tools



Highland Series Sales Sheet
(50 Pack)



altaeuro Sales Sheet (50 Pack)



Specification Manual



Framed Mini Base



Frameless Mini Base



Framed Merchandiser



Frameless Merchandiser

Dealer Policies

- As an authorized US Cabinet Depot dealer, it is your responsibility to communicate our policies, product information, order information, claim information, ect. to your customer.
 - **US Cabinet Depot will not provide any details to your customer at any time nor will we be held responsible for any inaccurate information provided by you or your associates.**
- All online resale of US Cabinet Depot products must be approved PRIOR to offering it for sale.
 - If online resale is approved by US Cabinet Depot, you are only allowed to resale on the website specified at the time of approval. Approval for resale on additional websites will need additional approval from US Cabinet Depot.
- Prior to publicizing your selling price, all dealers must adhere to the minimum advertised price as confirmed with your US Cabinet Depot representative.
- US Cabinet Depot will not accept shipping damage claims for warehouse pick up orders that are later shipped at dealer's discretion.

Order Processing & Payment

4

- All orders from US Cabinet Depot approved dealers will be accepted online only.
- **Full Payment is required before an order will be processed.** (This includes backorders and approved written add-ons).
- Payment can be made by Credit Card, Debit Card, or PayPal.
- Once an order is in process, no changes can be made. Additional items can be processed online as a new order.
- **Shipped Orders:**
 - Standard Advantage shipping is available for qualifying flat pack orders and will ship within 7 full business days.
 - Express Advantage shipping is available for all flat pack orders and will ship within 3 full business days.
 - Assembled orders are processed and shipped within 10 full business days.
- **Warehouse Pickup Orders:**
 - Flat pack warehouse pickup orders are processed and made available for pickup within 3 full business days.
 - Assembled warehouse pickup orders are processed and made available for pickup within 10 full business days.
- **RUSH ADVANTAGE ORDERS** will be processed for an additional fee for **flat pack orders ONLY.** (All orders with rush services are subject to total item quantity review.) The "Rush Fee" only applies to warehouse processing time and does not apply to transit time to your destination.

- Same day warehouse pickup is available for flat pack orders placed by 12:00 PM (local warehouse time) and require a minimum 3 hour processing time.
- Same day shipping is available for flat pack orders placed by 12:00 PM (local fulfilling warehouse time). Orders placed after 12:00 PM will be processed the following business day.
- Rush Advantage is unavailable for assembly orders and discontinued lines. Combined orders subject to refund of rush fee.
- Rush Advantage must be selected at the time of checkout.
- "Day One" starts on the **NEXT** full business day after the order is placed.
- Cancellations after the order is picked will be subject to a 10% processing fee.
- Cancellations made after an order is shipped are subject to a 20% restocking/processing fee.

Assembly & Modifications

- Assembly and limited modifications are available for warehouse pickup and freight shipped orders for additional labor and shipping fees as calculated by the website.
- A limited number of modifications are available **ON FRAMED ASSEMBLED ITEMS ONLY**, including:
 - Increased Depth
 - Decreased Depth
 - Prep for Glass: Route Door(s) & Finish Interior
 - Double Oven Conversion
- Modifications exempt the entire order from normal lead times.
- **Full payment must be received** prior to start of modifications.

5

Shipping & Delivery

- All LTL freight orders are packaged in individual boxes, placed on a pallet, shrink wrapped and strapped.
- All LTL freight shipping charges are calculated online at the time of checkout.
- US Cabinet Depot manages all shipping. 3rd party freight carriers **cannot** be sent by the dealer to pick up orders.

LTL Shipping

- There is a 2-5 business day standard transit time with LTL carriers. **Please account for at least one extra day for residential deliveries and deliveries requiring a scheduled delivery appointment.**
- **Shipping charges must be paid for when your order is placed online.** (Orders exceeding standard LTL sizes are subject to additional fees for Full Truckload shipping).
- You will receive a tracking number by email the day after the order has shipped.
- All destinations must be **tractor/trailer accessible**, or Limited Access fees will be applied (\$100).
- For residential deliveries and deliveries requiring appointments, the **freight company will contact you** 24 hours in advance to schedule the delivery (usually a 3-4 hour window).
- Shipping charges cover ONE delivery attempt. The customer is responsible for any additional shipping and handling charges for delivery failure due to customer circumstances.

LTL Delivery Policies

- The driver is only responsible for placing the pallet on the ground for deliveries that had lift gate services selected at the time of check out.
- Address classifications are based on city zoning, therefore it is possible to have a commercial property in a residential area. In this case the delivery would be considered residential, and subject to the residential delivery fees and conditions.
- A responsible party must be present to inspect, inventory, and sign off on delivery.
 - You **MUST** notate if the number of pallets delivered does not match the number listed on the driver's BOL copy.
 - Careful inspection of packaging conditions is vital to file freight claims. Any visible damages must be noted on the paperwork when signing for the delivery, as well as documented with photos. Even if you are not sure if the contents inside contain damages due to the exterior's condition, you **MUST** indicate on the BOL to be able to claim concealed damages in the future.
 - Do **NOT** reject damaged items. The delivery should be accepted, with documentation of the damage, and a claim should be filed online. SEE IMPORTANT NOTES IN MISSING AND DAMAGED ITEMS SECTION TO FOLLOW.
- Regional delivery services are available in select markets. Rates and delivery services vary by market.

Pick Up Orders

- Orders **MUST** be picked up within **5 business days** of receiving the ready for pickup notification.
- Orders not picked up within 5 business days are subject to a storage fee of \$25 per pallet per day.
- Orders not picked up within the allotted 10 business days will be **returned to stock, incurring the storage fee and a 10% restocking fee that will be deducted from the total refund** of the order.

Replacements for Missing or Damaged Items (Including Concealed Damage)

- US Cabinet Depot has final determination of resolution for any manufacturer warranty claims submitted. Solutions should be discussed with US Cabinet Depot prior to being promised to the end customer.
- Blemishes or other damages not impacting the structural integrity of a cabinet will not warrant a full cabinet replacement. US Cabinet Depot reserves the right to provide alternative products or components as solutions.
- Freight claims for obvious damage or shortage can only be accepted **when indicated on the bill of lading**.
- Freight damage claims must be filed within 5 business days. No claims will be allowed without the proper paperwork noting the damage at the time of delivery.
- To file a claim for a damage or a shortage, please log into our website and use our damage claim module.
- The following must be included to process the claim:
 - Order number
 - Buyer's name
 - Shipping address for replacements
 - Brief description of damage or shortage, including item numbers and/or parts
 - PICTURES of the damage are required
- Upon receipt of the damage claim, we will review the request within 48 business hours. Replacements will then be shipped out within 24-48 hours.
- Expedited shipping service is **NOT** available for replacements and/or parts.
- All damages must be documented and reported upon opening the boxes.
 - Missing items must be reported within **two weeks** from delivery.
 - Concealed damages must be reported within **one month** from delivery.
- Items that have been assembled and installed **cannot** be claimed as damaged.
- **US Cabinet Depot cannot be held responsible for any labor costs accrued during the installation of any of its products sold via any of its channels of distribution. This includes, but is not limited to, items that may be flawed or have become damaged in transit.**

Return Merchandise Authorizations (RMA)

- All returns must be authorized by US Cabinet Depot prior to return shipment.
- For authorization, please send an email request to support@uscabinetdepot.com.
- Returns must be received by US Cabinet Depot within 30 days of purchase.
- All items must be returned in original, unopened packaging, therefore **NO RETURNS ON ASSEMBLED CABINETS.**
- No returns on trims, mouldings, fillers, panels or sales tools.
- No returns on discontinued cabinet styles.
- QUALIFYING returns will incur a 20% RESTOCKING FEE.
- The customer is responsible for setting up and covering all return shipments.
- Any returned product DEEMED UNSELLABLE **WILL NOT RECEIVE CREDIT.**

Marketing Policies

- US Cabinet Depot cannot be held liable for applicable marketing costs for marketing our products.
- Private labeling is done at dealer's discretion.
- The use of any images and sales materials in your private label marketing can be released by emailing info@uscabinetdepot.com.

8

Display Policy

US Cabinet Depot is happy to partner with our displaying dealers. We now offer a 50% credit on US Cabinet Depot products that are ordered and installed in a dealer's showroom. Products can only be for display, not for functional use. Desks, bathrooms, breakrooms, etc. are not eligible for rebate. Each dealer can earn up to a total of \$2,500 in credits. The display items must be ordered online, paid in full, and pictures sent to info@uscabinetdepot.com of showroom installation before a credit can be released. Please note: Drop shipped items do not qualify for as part of the Display Program.

Third Party Design Programs

US Cabinet Depot does not guarantee the accuracy of any third party design software. This includes (but is not limited to) 2020 Design and ProKitchen Design softwares.

Please refer to your dealer portal for accurate information on US Cabinet Depot product specifications and pricing.

Construction

Are your cabinets constructed with solid wood?

Framed Capital Collection

- *Doors & Drawer Fronts* -
 - All stained doors, drawer fronts, and frames are constructed from 3/4" solid Birch hardwood. Our Casselberry Saddle style has a solid birch center panel, while our stained Shaker Cinder has a veneered MDF center panel.
 - Our painted styles feature an all HDF door: Shaker White, Shaker Grey, Shaker Dove, Shaker Antique White, Torrance White, Torrance Dove, Casselberry Antique White, and York Antique White.
- *Cabinet Box* - Our framed cabinet boxes are constructed from solid Birch hardwoods and furniture grade plywood. All materials are CARB2 compliant for standard US restrictions for formaldehyde emissions.
- *Drawer Box* - Our framed cabinetry features four-sided drawer boxes constructed from 5/8" thick solid hardwood, dovetail joints, and a fully captured 3/8" thick plywood floor.

altaeuro Full Access Frameless

- *Doors & Drawer Fronts* -
 - Our Torino and Riviera styles feature a fully edge banded, thermofused textured melamine over engineered wood, with a matching back.
 - Our Palermo style features a fully edge banded, high-gloss PET laminate over engineered wood, with a matte melamine back.
 - Our Verona style features a five-piece HDF painted door.
- *Cabinet Box* - Our frameless cabinet boxes are constructed using MDF and furniture grade plywood. All materials are CARB2 compliant for standard US restrictions for formaldehyde emissions.
- *Drawer Box* - Our frameless cabinetry comes standard with our altamax drawer box. The altamax drawer box is a four-piece construction box complete with 1/2" thick metal sides and 5/8" thick thermofused melamine engineered wood back and floor.

How is the interior of the cabinet finished?

Framed Capital Collection

- Our framed cabinetry comes standard with UV coated natural interiors. Glassdoor "GD" cabinets have interiors that are painted or stained to match the exterior.

altaeuro Full Access Frameless

- Our altaeuro cabinet boxes feature a grey linen thermofused melamine in and out.

Are your cabinets CARB2 certified?

Yes, all US Cabinet Depot products are 100% in compliance with CARB Phase 1 & CARB Phase 2 defined guidelines of composite wood products.

Are your cabinets strong enough to support a granite countertop?

Our plywood core construction for all of our cabinets ensures the strength required to support granite, concrete, or any other countertop material that you may select. No additional cabinet reinforcement is required.

Do your cabinets have soft-close doors and drawers?

Soft-close doors and drawers are standard on all of our current cabinet collections (excludes select discontinued styles).

Is a finished panel required for exposed cabinet ends?

Framed Capital Collection

- No, all of our framed cabinets come with finished exteriors.

altaeuro Full Access Frameless

- Yes, altaeuro features a standard grey linen thermofused melamine exterior, so panels will be needed to finish the exposed ends.

How much weight can the cabinet drawers hold?

Framed Capital Collection

- Our framed cabinet drawer boxes have a weight capacity of 70 lbs.

altaeuro Full Access Frameless

- Our altamax drawer boxes have the following weight capacities:
 - K-height (5") 88 lbs
 - C-height (6-¾") 132 lbs.

Do you sell paint color or stains that match the finishes of the cabinetry you offer?

We do not carry the paint color or stains to sell direct but we have partnered with Sherwin Williams for easy access to purchase our finishes. Simply visit a Sherwin Williams in your area, let them know you are interested in a custom paint color or stain from their National Accounts database under the name 'BGI'. Once the store associate has accessed the account successfully, provide them with the paint color/stain you are looking for: **Casselberry Antique White:** BGI-CW, **Casselberry Saddle:** BGI-CS, **Torrance White:** BGI-TW, **Torrance Dove:** BGI-TD, **York Antique White:** BGI-YW, **Shaker White:** BGI-SW, **Shaker Antique White:** BGI-SA, **Shaker Dove:** BGI-SD, **Shaker Grey:** BGI-SG, **Shaker Cinder:** BGI-SC, **Verona Pure Blanc:** BGI-VPB, **Verona Storm Grey:** BGI-VSG, Verona **Midnight Blue:** BGI-VMB

Retail locations can accomplish matching any paint color for your projects however, paint color/stains are only recommended for smaller items such as trims & mouldings. For an accurate match for larger items, you will need to contact a Sherwin Williams Professional Coatings Group.

Ordering

What forms of payment do you accept?

We accept all major credit cards (Visa, American Express, MasterCard, and Discover), debit card & PayPal.

How can I check the status of my order?

You can view the progress of your orders by logging onto your account and selecting 'My Order' under the 'My Account' dropdown menu. The order status will be displayed next to your order as well as any tracking information if the order has shipped.

Do you offer credit terms?

We currently do not offer any sort of credit terms to our customers. All orders must be paid in full prior to processing and shipping any orders.

What is your return policy?

We do accept returns in certain circumstances. Please see the 'Return Merchandise Authorizations (RMA)' section of our Terms & Conditions for details.

Delivery

How do you ship your cabinetry?

Most orders will be shipped on a pallet via an LTL (Less than Truckload) carrier. Some smaller items may ship through a small parcel carrier.

How long will it take to receive my cabinets?

Flatpack Orders

- Flatpack orders are processed and shipped out of our facilities within 7 full business days depending on the service chosen during checkout. Transit time to your location can vary from 1-6 business days depending on your location and the services required at delivery. (Backorders are exempt from normal lead times.)

Assembled Orders

- Standard assembled orders are processed and shipped within 10 full business days. Transit time to your location can vary from 1-6 business days depending on your location and the services required at delivery. (Backorders and modification orders are exempt from normal lead times.)

What if my delivery includes damaged cabinets?

If your order is received damaged, please notate any damages with the freight company on the delivery receipt when accepting the delivery and take photos of the damaged items. Most importantly, do not refuse the shipment. Submit a claim online with the photos of the damages or send them immediately to support@uscabinetdepot.com. US Cabinet Depot will review and replace damaged pieces in a timely manner.

Limited Lifetime Warranty

Brothers Global Inc warrants to the original consumer purchaser that US Cabinet Depot cabinetry, door hinges, and drawer glides will be free from defects in material and workmanship under normal use and service for the lifetime of the product (Proof of Purchase is required). This warranty is not transferable and only applicable to product used for residential purposes. Representatives of US Cabinet Depot do not have the authority to change or enlarge this warranty.

This warranty does not cover normal wear and tear, damage or defects caused by accidents, misuse, abuse, or lack of necessary maintenance; nor does it cover alteration, modification, improper installation, improper handling / storage, environmental conditions, nor any labor expenses.

Brothers Global Inc., at our option, may elect to repair or replace with a functionally equivalent product any US Cabinet Depot product covered by this warranty. Some replacement parts are subject to availability and may differ from original parts received. Return of defective product may be required for a replacement to be issued. Repair parts or replacement parts are at the expense of Brothers Global Inc., but customer shall bear all other expenses. These expenses may include, but are not limited to, cost of removal and re-installation of product, labor expenses, etc.

Just as no two trees are alike, no two pieces of wood are alike. The variation in color and grain pattern in wood adds to its natural beauty and is not considered an imperfection. Environmental factors, including but not limited to artificial / natural light, moisture, cleaners, smoke, etc, may cause the darkening or mellowing of a cabinet over time. This is a natural process and can be expected. This warranty does not cover the natural aging or darkening / mellowing of wood color, the inherent growth characteristics of, or variation in wood.

Some of the cabinet lines feature a glazed finish which accentuates the door and drawer front profiles. This glaze is hand applied over a stain or paint and may, due to the nature of application, consist of random drips, runs, etc. As glazing is a hand applied process, there will be variations in color and appearance from door to door and cabinet to cabinet. This is not considered a defect and is considered normal with hand applied finishes. It is the nature of wood to expand and contract to varying degrees depending on climate conditions. As a result, cabinet lines with painted surfaces may show fractures in the paint at joints. This is normal and is not considered a defect.

This warranty is valid only in the United States of America and Canada and is not transferable. All implied warranties are limited in duration to the shorter of the period provided by law or the period of this warranty. To the extent permitted by law, this warranty excludes special, incidental, or consequential damages. Some states do not allow the exclusion or limitations of incidental or consequential damages or limitations on how long an implied warranty lasts, so the above limitations or exclusions may not apply to you. This warranty gives you specific legal rights; you may have other rights which vary from state to state. To exercise this warranty, please contact the US Cabinet Depot supplier from whom you purchased the product. Report, in writing, to support@uscabinetdepot.com all defects claimed and include proof of purchase documentation.

TORINO


(*Specifications subject to change without notice)



**WHITE PINE
(TWP)**



**GREY WOOD
(TGW)**



**DARK WOOD
(TDW)**

- Frameless Full Access Construction
- Horizontal Textured Melamine Woodgrain Engineered Wood Slab Front with Matching Back
- Universal 18mm Plywood Composite Cabinet Box with a Grey Linen Thermofused Melamine Inside & Out
- **altamax** Full Extension Soft-Close Orion Grey Drawer Box
 - Blum Legra Upgrade Available
- **optishelf** Full Depth 18mm Adjustable Shelf with Full Edge Banding
- Hettich Sensys Adjustable 110° Soft-Close Hinges
- **easylevel** Leg System

RIVIERA

(*Specifications subject to change without notice)



**OYSTER SHELL
(ROS)**



**CONCH SHELL
(RCS)**

- Frameless Full Access Construction
- Crosshatch Textured Melamine Engineered Wood Slab Front with Matching Back
- Universal 18mm Plywood Composite Cabinet Box with a Grey Linen Thermofused Melamine Inside & Out
- **altamax** Full Extension Soft-Close Orion Grey Drawer Box
 - Blum Legra Upgrade Available
- **optishelf** Full Depth 18mm Adjustable Shelf with Full Edge Banding
- Hettich Sensys Adjustable 110° Soft-Close Hinges
- **easylevel** Leg System

VERONA - COMING 2021

(*Specifications subject to change without notice)



PURE BLANC
(VPB)



STORM GREY
(VSG)




MIDNIGHT NAVY
(VMN)

- Frameless Full Access Construction
- Five Piece Painted HDF Door
- Universal 18mm Plywood Composite Cabinet Box with a Grey Linen Thermofused Melamine Inside & Out
- **altamax** Full Extension Soft-Close Orion Grey Drawer Box
 - Blum Legra Upgrade Available
- **optishelf** Full Depth 18mm Adjustable Shelf with Full Edge Banding
- Hettich Sensys Adjustable 110° Soft-Close Hinges
- **easylevel** Leg System

PALERMO

(*Specifications subject to change without notice)

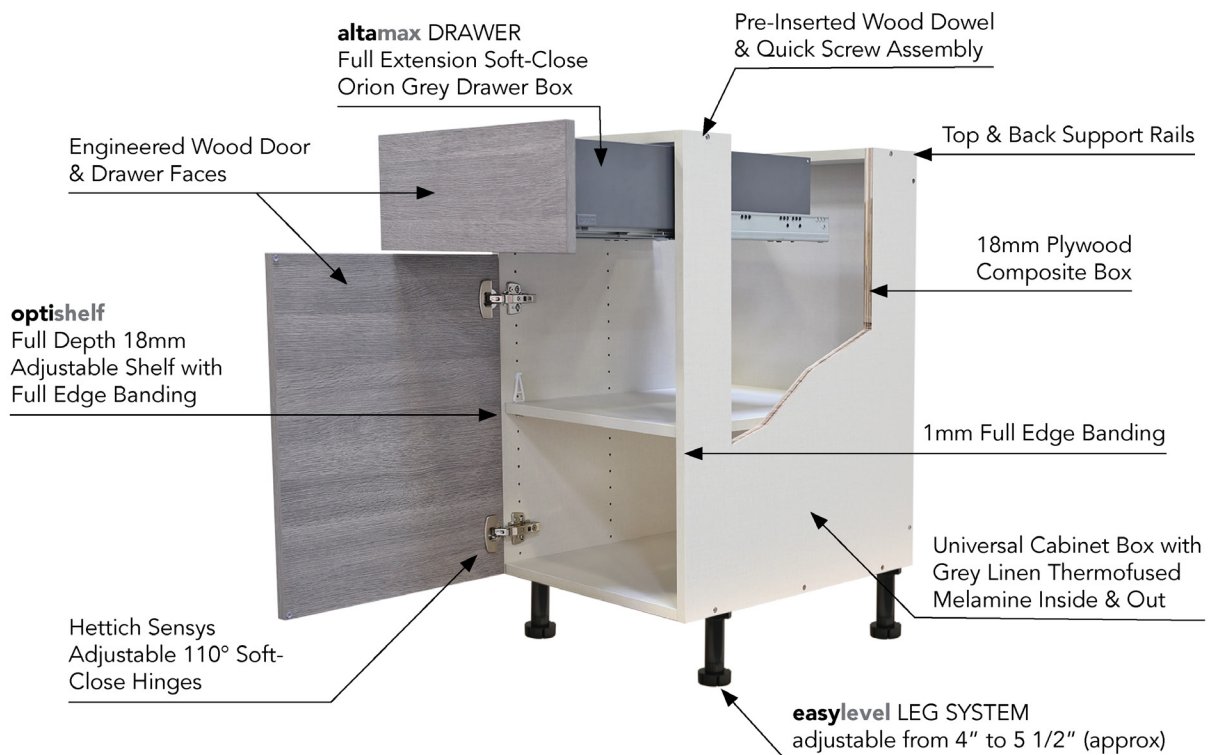


GLOSS WHITE (PGW)

- Frameless Full Access Construction
- High Gloss PET Laminate Engineered Wood Slab Front With White Melamine Back
- Universal 18mm Plywood Composite Cabinet Box with a Grey Linen Thermofused Melamine Inside & Out
- **altamax** Full Extension Soft-Close Orion Grey Drawer Box
 - Blum Legra Upgrade Available
- **optishelf** Full Depth 18mm Adjustable Shelf with Full Edge Banding
- Hettich Sensys Adjustable 110° Soft-Close Hinges
- **easylevel** Leg System

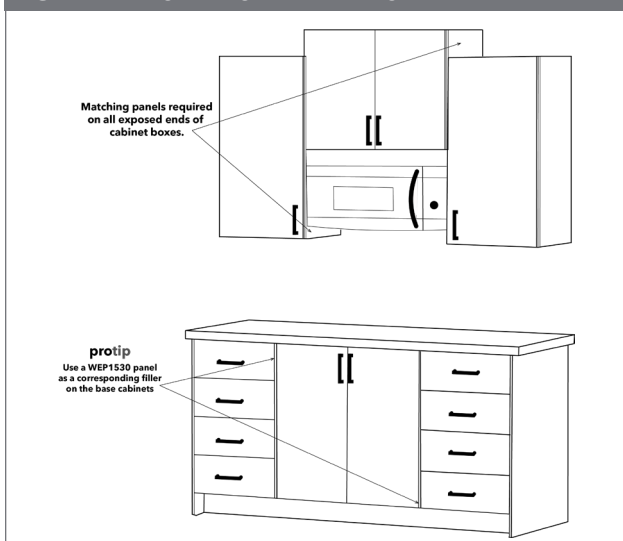
CONSTRUCTION SPECIFICATIONS

(*Specifications subject to change without notice)



17

FIG 1.1: FINISHED SIDE PANELS



Our **altaeuro** frameless cabinet boxes feature a universal grey linen box color in and out. When designing with **altaeuro**, a 3/4" panel is required anytime there is an exposed end. Remember to also use a panel next to appliances or when varying cabinet heights are used.

protip - To align the wall and base cabinets, use a WEP1530 (cut in half) as a filler on the base cabinets to correspond with the panels on the wall cabinets. See FIG 1.1

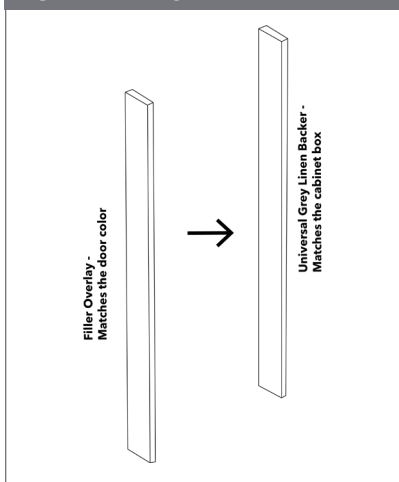
Frameless side panels are oversized and designed to be trimmed down in order to come flush with the door front, giving an inset appearance.

When using in an island or peninsula application, the finished panel should be flush with the back panel and door/drawer front. See FIG 1.2

FIG 1.2: FINISHED SIDE PANELS



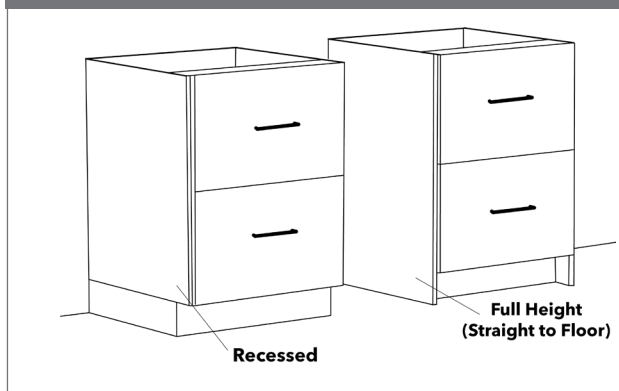
FIG 2: FILLERS



Our **altaeuro** fillers include a backer and separate front overlay piece. The backer is the same grey linen color as the cabinet box, and the overlay filler matches the door material. See FIG 2

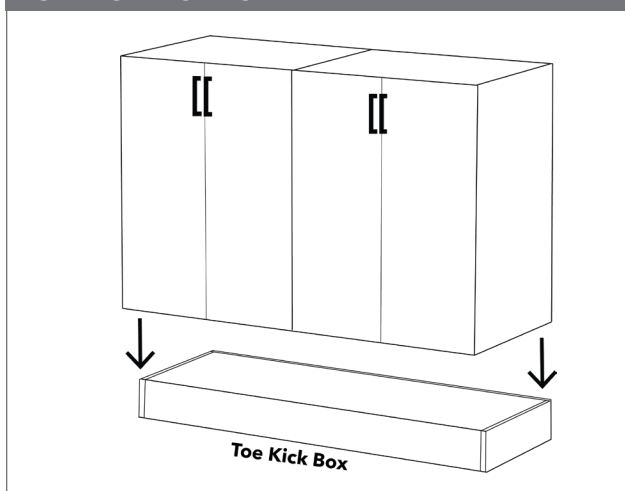
Frameless base end panels can either be installed with a recessed 4-1/2"H toe kick, or they can be used at full height and placed directly onto the floor. See FIG 3

FIG 3: END PANEL INSTALLATION TYPES



*To maintain the contemporary style of our **altaeuro** line, we offer Wall Easy Reach cabinets and a full range of Blind Corner cabinets as a clean-lined alternative to a diagonal corner.

FIG 4: TOE KICK BOX



When designing islands and peninsulas, it is not recommended to use the adjustable legs at the base of the cabinetry, as this can cause slipping. To ensure stability, a **toe kick box** can be secured to the floor, then the cabinets can be attached to the toe kick box frame. See FIG 4

Our **altaeuro tall cabinets** feature a 72"H standardized box. To reach the desired overall height of either 84, 89 or 94"* , a wall cabinet can be stacked on top of the tall utility box.

Our 24" deep wall cabinets are available in heights of 12, 18 or 23". See FIG 5

FIG 5: UTILITY CABINETS

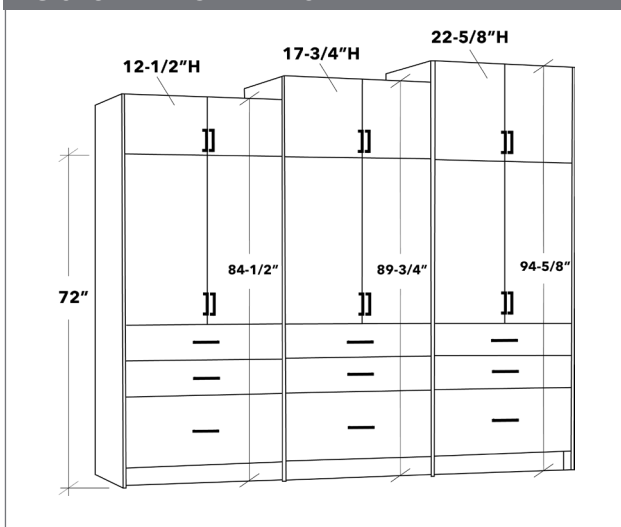
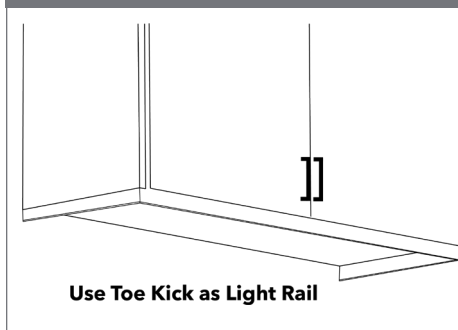


FIG 6: LIGHT RAIL

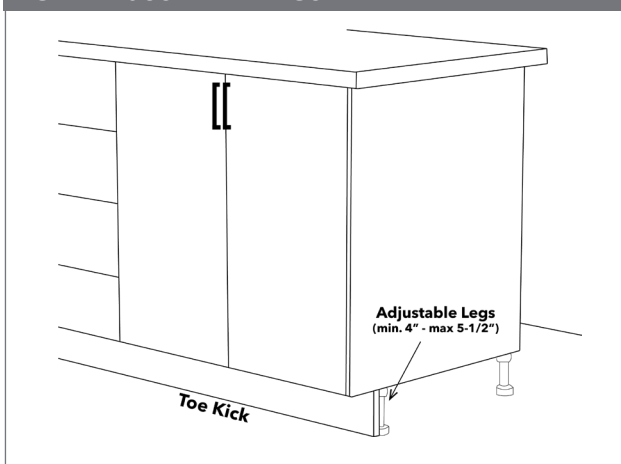


To construct a light rail, utilize toe kick molding with the light strip tucked behind.

The toe kick can be cut down to the desired length and height. See FIG 6

altaeuro base cabinets are designed without an integrated toe kick. The cabinets come with adjustable legs, and the toe kick can be attached onto the front of the legs. See FIG 7

FIG 7: ADJUSTABLE LEGS



*Refer to specifications for exact heights and depths, as **altaeuro** does not use standard sizes on most cabinets, fillers and panels.

		Group 10	Group 15	Group 15	Group 20
Model	Weight	Torino Riviera	Verona Pure Blanc Verona Storm Grey	Verona Midnight Navy	Palermo
Full Height One Door Bases					
BPO6FH	49	\$490	\$505	\$505	\$518
BPO9FHL	53	\$610	\$629	\$629	\$650
BPO9FHR	53	\$610	\$629	\$629	\$650
BPO12FHL	60	\$674	\$695	\$695	\$729
BPO12FHR	60	\$674	\$695	\$695	\$729
BT9FH	45	\$343	\$362	\$362	\$383
B12FH	51	\$379	\$400	\$400	\$434
B15FH	55	\$421	\$444	\$444	\$490
B18FH	61	\$463	\$487	\$487	\$546
B21FH	67	\$503	\$530	\$530	\$602
B24SFH	74	\$545	\$574	\$574	\$658
Full Height Two Door Bases					
B24FH	73	\$568	\$610	\$610	\$678
B27FH	80	\$606	\$652	\$652	\$732
B30FH	83	\$648	\$694	\$694	\$786
B33FH	89	\$686	\$736	\$736	\$842
B36FH	95	\$730	\$778	\$778	\$896
B42FH	106	\$810	\$864	\$864	\$1,008
altamax One Door One Drawer Bases					
B12	65	\$631	\$660	\$660	\$684
B15	71	\$681	\$714	\$714	\$749
B18	77	\$732	\$767	\$767	\$813
B21	85	\$782	\$821	\$821	\$878
B24S	88	\$831	\$873	\$873	\$941
Blum Legra One Door One Drawer Bases					
B12-BLUM	65	\$731	\$760	\$760	\$784
B15-BLUM	71	\$781	\$814	\$814	\$849
B18-BLUM	77	\$832	\$867	\$867	\$913
B21-BLUM	85	\$882	\$921	\$921	\$978
B24S-BLUM	88	\$931	\$973	\$973	\$1,041
altamax Two Door One Drawer Bases					
B24	89	\$852	\$906	\$906	\$961
B27	99	\$900	\$958	\$958	\$1,025
B30	105	\$950	\$1,011	\$1,011	\$1,088
B33	112	\$999	\$1,063	\$1,063	\$1,151
B36	118	\$1,048	\$1,114	\$1,114	\$1,213
Blum Legra Two Door One Drawer Bases					
B24-BLUM	89	\$952	\$1,006	\$1,006	\$1,061
B27-BLUM	99	\$1,000	\$1,058	\$1,058	\$1,125
B30-BLUM	105	\$1,050	\$1,111	\$1,111	\$1,188
B33-BLUM	112	\$1,099	\$1,163	\$1,163	\$1,251
B36-BLUM	118	\$1,148	\$1,214	\$1,214	\$1,313

		Group 10	Group 15	Group 15	Group 20
Model	Weight	Torino Riviera	Verona Pure Blanc Verona Storm Grey	Verona Midnight Navy	Palermo
altamax Two Drawer Bases					
2DB12	84	\$955	\$989	\$989	\$1,007
2DB15	92	\$1,016	\$1,046	\$1,046	\$1,080
2DB18	101	\$1,076	\$1,108	\$1,108	\$1,154
2DB21	110	\$1,134	\$1,170	\$1,170	\$1,226
2DB24	112	\$1,194	\$1,234	\$1,234	\$1,302
2DB27	126	\$1,252	\$1,296	\$1,296	\$1,374
2DB30	137	\$1,310	\$1,356	\$1,356	\$1,446
2DB33	146	\$1,370	\$1,418	\$1,418	\$1,520
2DB36	155	\$1,430	\$1,482	\$1,482	\$1,594
2DB42	172	\$1,546	\$1,604	\$1,604	\$1,740
Blum Legra Two Drawer Bases					
2DB12-BLUM	84	\$1,235	\$1,269	\$1,269	\$1,287
2DB15-BLUM	92	\$1,296	\$1,326	\$1,326	\$1,360
2DB18-BLUM	101	\$1,356	\$1,388	\$1,388	\$1,434
2DB21-BLUM	110	\$1,414	\$1,450	\$1,450	\$1,506
2DB24-BLUM	112	\$1,474	\$1,514	\$1,514	\$1,582
2DB27-BLUM	126	\$1,532	\$1,576	\$1,576	\$1,654
2DB30-BLUM	137	\$1,590	\$1,636	\$1,636	\$1,726
2DB33-BLUM	146	\$1,650	\$1,698	\$1,698	\$1,800
2DB36-BLUM	155	\$1,710	\$1,762	\$1,762	\$1,874
2DB42-BLUM	172	\$1,826	\$1,884	\$1,884	\$2,020
altamax Two Drawer Bases with One Inner Drawer					
2DBID12	97	\$1,186	\$1,220	\$1,220	\$1,238
2DBID15	107	\$1,260	\$1,290	\$1,290	\$1,324
2DBID18	117	\$1,343	\$1,375	\$1,375	\$1,421
2DBID21	127	\$1,409	\$1,445	\$1,445	\$1,501
2DBID24	127	\$1,510	\$1,550	\$1,550	\$1,618
2DBID27	146	\$1,577	\$1,621	\$1,621	\$1,699
2DBID30	158	\$1,642	\$1,688	\$1,688	\$1,778
2DBID33	168	\$1,709	\$1,757	\$1,757	\$1,859
2DBID36	178	\$1,778	\$1,830	\$1,830	\$1,942
Blum Legra Two Drawer Bases with One Inner Drawer					
2DBID12-BLUM	97	\$1,566	\$1,600	\$1,600	\$1,618
2DBID15-BLUM	107	\$1,640	\$1,670	\$1,670	\$1,704
2DBID18-BLUM	117	\$1,723	\$1,755	\$1,755	\$1,801
2DBID21-BLUM	127	\$1,789	\$1,825	\$1,825	\$1,881
2DBID24-BLUM	127	\$1,890	\$1,930	\$1,930	\$1,998
2DBID27-BLUM	146	\$1,957	\$2,001	\$2,001	\$2,079
2DBID30-BLUM	158	\$2,022	\$2,068	\$2,068	\$2,158
2DBID33-BLUM	168	\$2,089	\$2,137	\$2,137	\$2,239
2DBID36-BLUM	178	\$2,158	\$2,210	\$2,210	\$2,322

		Group 10	Group 15	Group 15	Group 20
Model	Weight	Torino Riviera	Verona Pure Blanc Verona Storm Grey	Verona Midnight Navy	Palermo
altamax Two Drawer Bases with Two Inner Drawers					
2DB2ID12	97	\$1,417	\$1,451	\$1,451	\$1,469
2DB2ID15	107	\$1,504	\$1,534	\$1,534	\$1,568
2DB2ID18	117	\$1,610	\$1,642	\$1,642	\$1,688
2DB2ID21	127	\$1,684	\$1,720	\$1,720	\$1,776
2DB2ID24	127	\$1,826	\$1,866	\$1,866	\$1,934
2DB2ID27	146	\$1,902	\$1,946	\$1,946	\$2,024
2DB2ID30	158	\$1,974	\$2,020	\$2,020	\$2,110
2DB2ID33	168	\$2,048	\$2,096	\$2,096	\$2,198
2DB2ID36	178	\$2,126	\$2,178	\$2,178	\$2,290
Blum Legra Two Drawer Bases with Two Inner Drawers					
2DB2ID12-BLUM	97	\$1,817	\$1,931	\$1,931	\$1,869
2DB2ID15-BLUM	107	\$1,904	\$2,014	\$2,014	\$1,968
2DB2ID18-BLUM	117	\$2,010	\$2,122	\$2,122	\$2,088
2DB2ID21-BLUM	127	\$2,084	\$2,200	\$2,200	\$2,176
2DB2ID24-BLUM	127	\$2,226	\$2,346	\$2,346	\$2,334
2DB2ID27-BLUM	146	\$2,302	\$2,426	\$2,426	\$2,424
2DB2ID30-BLUM	158	\$2,374	\$2,500	\$2,500	\$2,510
2DB2ID33-BLUM	168	\$2,448	\$2,576	\$2,576	\$2,598
2DB2ID36-BLUM	178	\$2,526	\$2,658	\$2,658	\$2,690
altamax Three Drawer Bases					
3DB12	95	\$1,163	\$1,200	\$1,200	\$1,211
3DB15	105	\$1,230	\$1,269	\$1,269	\$1,292
3DB18	113	\$1,300	\$1,342	\$1,342	\$1,375
3DB21	124	\$1,367	\$1,415	\$1,415	\$1,457
3DB24	123	\$1,433	\$1,485	\$1,485	\$1,537
3DB27	140	\$1,499	\$1,557	\$1,557	\$1,618
3DB30	152	\$1,566	\$1,627	\$1,627	\$1,698
3DB33	161	\$1,632	\$1,696	\$1,696	\$1,779
3DB36	171	\$1,701	\$1,771	\$1,771	\$1,861
Blum Legra Three Drawer Bases					
3DB12-BLUM	95	\$1,503	\$1,540	\$1,540	\$1,551
3DB15-BLUM	105	\$1,570	\$1,609	\$1,609	\$1,632
3DB18-BLUM	113	\$1,640	\$1,682	\$1,682	\$1,715
3DB21-BLUM	124	\$1,707	\$1,755	\$1,755	\$1,797
3DB24-BLUM	123	\$1,773	\$1,825	\$1,825	\$1,877
3DB27-BLUM	140	\$1,839	\$1,897	\$1,897	\$1,958
3DB30-BLUM	152	\$1,906	\$1,967	\$1,967	\$2,038
3DB33-BLUM	161	\$1,972	\$2,036	\$2,036	\$2,119
3DB36-BLUM	171	\$2,041	\$2,111	\$2,111	\$2,171

		Group 10	Group 15	Group 15	Group 20
Model	Weight	Torino Riviera	Verona Pure Blanc Verona Storm Grey	Verona Midnight Navy	Palermo
altamax Four Drawer Bases					
4DB12	105	\$1,371	\$1,411	\$1,411	\$1,415
4DB15	117	\$1,444	\$1,492	\$1,492	\$1,504
4DB18	126	\$1,524	\$1,576	\$1,576	\$1,596
4DB21	138	\$1,600	\$1,660	\$1,660	\$1,688
4DB24	134	\$1,672	\$1,736	\$1,736	\$1,772
4DB27	154	\$1,746	\$1,818	\$1,818	\$1,862
4DB30	167	\$1,822	\$1,898	\$1,898	\$1,950
4DB33	176	\$1,894	\$1,974	\$1,974	\$2,038
4DB36	188	\$1,972	\$2,060	\$2,060	\$2,128
Blum Legra Four Drawer Bases					
4DB12-BLUM	105	\$1,771	\$1,811	\$1,811	\$1,815
4DB15-BLUM	117	\$1,844	\$1,892	\$1,892	\$1,904
4DB18-BLUM	126	\$1,924	\$1,976	\$1,976	\$1,996
4DB21-BLUM	138	\$2,000	\$2,060	\$2,060	\$2,088
4DB24-BLUM	134	\$2,072	\$2,136	\$2,136	\$2,172
4DB27-BLUM	154	\$2,146	\$2,218	\$2,218	\$2,262
4DB30-BLUM	167	\$2,222	\$2,298	\$2,298	\$2,350
4DB33-BLUM	176	\$2,294	\$2,374	\$2,374	\$2,438
4DB36-BLUM	188	\$2,372	\$2,460	\$2,460	\$2,528
Full Height One Door Sink Base					
SB24SFH	60	\$473	\$502	\$502	\$586
Full Height Two Door Sink Bases					
SB24FH	61	\$496	\$538	\$538	\$606
SB27FH	65	\$526	\$572	\$572	\$652
SB30FH	67	\$557	\$603	\$603	\$695
SB33FH	71	\$585	\$635	\$635	\$741
SB36FH	75	\$621	\$669	\$669	\$787
Sink Base False Front One Door					
SB24S	60	\$475	\$517	\$517	\$585
Sink Bases False Front Two Door					
SB24	61	\$496	\$550	\$550	\$605
SB27	65	\$527	\$585	\$585	\$652
SB30	68	\$558	\$619	\$619	\$696
SB33	72	\$589	\$653	\$653	\$741
SB36	75	\$621	\$687	\$687	\$786
Farm Sink Bases					
FSB30	68	\$598	\$665	X	\$782
FSB33	72	\$586	\$650	X	\$741
FSB36	75	\$618	\$672	\$672	\$787
altamax Two Drawer Range Bases					
RB2DB24	99	\$1,122	\$1,162	\$1,162	\$1,230
RB2DB27	112	\$1,172	\$1,216	\$1,216	\$1,294
RB2DB30	121	\$1,219	\$1,265	\$1,265	\$1,355
RB2DB33	128	\$1,269	\$1,317	\$1,317	\$1,419
RB2DB36	135	\$1,321	\$1,373	\$1,373	\$1,485

		Group 10	Group 15	Group 15	Group 20
Model	Weight	Torino Riviera	Verona Pure Blanc Verona Storm Grey	Verona Midnight Navy	Palermo
Blum Legra Two Drawer Range Bases					
RB2DB24-BLUM	99	\$1,402	\$1,442	\$1,442	\$1,510
RB2DB27-BLUM	112	\$1,452	\$1,496	\$1,496	\$1,574
RB2DB30-BLUM	121	\$1,499	\$1,545	\$1,545	\$1,635
RB2DB33-BLUM	128	\$1,549	\$1,597	\$1,597	\$1,699
RB2DB36-BLUM	135	\$1,601	\$1,653	\$1,653	\$1,765
altamax Two Drawer Range Bases with One False Front					
RB3DB24	95	\$1,077	\$1,129	\$1,129	\$1,181
RB3DB27	107	\$1,126	\$1,184	\$1,184	\$1,245
RB3DB30	116	\$1,174	\$1,235	\$1,235	\$1,306
RB3DB33	121	\$1,222	\$1,286	\$1,286	\$1,369
RB3DB36	129	\$1,274	\$1,344	\$1,344	\$1,434
Blum Legra Two Drawer Range Bases with One False Front					
RB3DB24-BLUM	95	\$1,317	\$1,369	\$1,369	\$1,421
RB3DB27-BLUM	107	\$1,366	\$1,424	\$1,424	\$1,485
RB3DB30-BLUM	116	\$1,414	\$1,475	\$1,475	\$1,546
RB3DB33-BLUM	121	\$1,462	\$1,526	\$1,526	\$1,609
RB3DB36-BLUM	129	\$1,514	\$1,584	\$1,584	\$1,674
altamax Three Drawer Range Bases with One False Front					
RB4DB24	106	\$1,316	\$1,380	\$1,380	\$1,416
RB4DB27	121	\$1,373	\$1,445	\$1,445	\$1,489
RB4DB30	130	\$1,430	\$1,506	\$1,506	\$1,558
RB4DB33	136	\$1,484	\$1,564	\$1,564	\$1,628
RB4DB36	146	\$1,545	\$1,633	\$1,633	\$1,701
Blum Legra Three Drawer Range Bases with One False Front					
RB4DB24-BLUM	106	\$1,616	\$1,680	\$1,680	\$1,716
RB4DB27-BLUM	121	\$1,673	\$1,745	\$1,745	\$1,789
RB4DB30-BLUM	130	\$1,730	\$1,806	\$1,806	\$1,858
RB4DB33-BLUM	136	\$1,784	\$1,864	\$1,864	\$1,928
RB4DB36-BLUM	146	\$1,845	\$1,933	\$1,933	\$2,001
Full Height One Door Blind Bases					
BBC37/40FH	88	\$676	\$768	\$768	\$850
BBC40/43FH	93	\$717	\$811	\$811	\$905
BBC43/46FH	98	\$757	\$852	\$852	\$959
BBC46/49FH	95	\$769	\$867	\$867	\$987
BBC49/52SFH	111	\$839	\$939	\$939	\$1,071
Full Height Two Door Blind Bases					
BBC49/52FH	110	\$862	\$975	\$975	\$1,091
BBC52/55FH	108	\$874	\$991	\$991	\$1,119
Base Easy Reach Cabinets					
BER33	138	\$970	\$1,043	\$1,043	\$1,050
BER36	158	\$1,100	\$1,174	\$1,174	\$1,208
LSB33	148	\$1,514	\$1,587	\$1,587	\$1,594
LSB36	169	\$1,690	\$1,764	\$1,764	\$1,798

		Group 10	Group 15	Group 15	Group 20
Model	Weight	Torino Riviera	Verona Pure Blanc Verona Storm Grey	Verona Midnight Navy	Palermo
altamax Base Microwave Cabinets					
BMW27	105	\$915	\$960	\$960	\$1,034
BMW30	111	\$959	\$1,015	\$1,015	\$1,097
Blum Legra Base Microwave Cabinets					
BMW27-BLUM	105	\$1,055	\$1,100	\$1,100	\$1,174
BMW30-BLUM	111	\$1,099	\$1,155	\$1,155	\$1,237
One Door Desk Bases					
DDO12	29	\$341	\$360	\$360	\$383
DDO15	33	\$383	\$404	\$404	\$436
DDO18	36	\$426	\$448	\$448	\$489
DDO24S	47	\$511	\$537	\$537	\$596
Two Door Desk Bases					
DDO24	45	\$532	\$570	\$570	\$616
DDO30	55	\$616	\$658	\$658	\$722
DDO33	60	\$659	\$703	\$703	\$775
DDO36	62	\$701	\$745	\$745	\$827
altamax Two Drawer Desk Bases					
DDR2DB12	59	\$873	\$900	\$900	\$910
DDR2DB15	67	\$932	\$959	\$959	\$979
DDR2DB18	72	\$994	\$1,023	\$1,023	\$1,051
DDR2DB24	80	\$1,113	\$1,149	\$1,149	\$1,192
DDR2DB30	102	\$1,232	\$1,274	\$1,274	\$1,332
DDR2DB33	109	\$1,292	\$1,336	\$1,336	\$1,403
DDR2DB36	115	\$1,354	\$1,402	\$1,402	\$1,475
Blum Legra Two Drawer Desk Bases					
DDR2DB12-BLUM	59	\$1,113	\$1,140	\$1,140	\$1,150
DDR2DB15-BLUM	67	\$1,172	\$1,199	\$1,199	\$1,219
DDR2DB18-BLUM	72	\$1,234	\$1,263	\$1,263	\$1,291
DDR2DB24-BLUM	80	\$1,353	\$1,389	\$1,389	\$1,432
DDR2DB30-BLUM	102	\$1,472	\$1,514	\$1,514	\$1,572
DDR2DB33-BLUM	109	\$1,532	\$1,576	\$1,576	\$1,643
DDR2DB36-BLUM	115	\$1,594	\$1,642	\$1,642	\$1,715
altamax Three Drawer Desk Bases					
DDR3DB12	70	\$1,081	\$1,111	\$1,111	\$1,114
DDR3DB15	77	\$1,146	\$1,182	\$1,182	\$1,191
DDR3DB18	82	\$1,218	\$1,257	\$1,257	\$1,272
DDR3DB24	85	\$1,352	\$1,400	\$1,400	\$1,427
DDR3DB30	108	\$1,488	\$1,545	\$1,545	\$1,584
DDR3DB33	114	\$1,554	\$1,614	\$1,614	\$1,662
DDR3DB36	120	\$1,625	\$1,691	\$1,691	\$1,742

		Group 10	Group 15	Group 15	Group 20
Model	Weight	Torino Riviera	Verona Pure Blanc Verona Storm Grey	Verona Midnight Navy	Palermo
Blum Legra Three Drawer Desk Bases					
DDR3DB12-BLUM	70	\$1,381	\$1,411	\$1,411	\$1,414
DDR3DB15-BLUM	77	\$1,446	\$1,482	\$1,482	\$1,491
DDR3DB18-BLUM	82	\$1,518	\$1,557	\$1,557	\$1,572
DDR3DB24-BLUM	85	\$1,652	\$1,700	\$1,700	\$1,727
DDR3DB30-BLUM	108	\$1,788	\$1,845	\$1,845	\$1,884
DDR3DB33-BLUM	114	\$1,854	\$1,914	\$1,914	\$1,962
DDR3DB36-BLUM	120	\$1,925	\$1,991	\$1,991	\$2,042
13.5" Deep Wall Cabinets					
W2412	29	\$249	\$277	X	\$295
W3012	35	\$289	\$321	X	\$349
W3312	38	\$309	\$343	X	\$374
W3612	41	\$330	\$366	X	\$400
W2415	32	\$270	\$300	X	\$326
W3015	38	\$311	\$346	X	\$382
W3315	41	\$333	\$369	X	\$410
W3615	44	\$355	\$393	X	\$439
W2418	36	\$289	\$323	X	\$355
W3018	42	\$335	\$371	X	\$417
W3318	44	\$357	\$395	X	\$447
W3618	48	\$382	\$422	X	\$480
W1223	29	\$222	\$241	\$241	\$264
W1523	33	\$253	\$274	\$274	\$306
W1823	36	\$283	\$305	\$305	\$346
W2123	41	\$314	\$338	\$338	\$388
W2423S	45	\$345	\$371	\$371	\$430
W2423	46	\$366	\$404	\$404	\$450
W2723	51	\$396	\$436	\$436	\$492
W3023	54	\$427	\$469	\$469	\$533
W3323	59	\$458	\$502	\$502	\$574
W3623	88	\$488	\$532	\$532	\$614
24" Deep Wall Cabinets					
W121224	27	\$211	\$225	X	\$234
W151224	31	\$238	\$254	X	\$268
W181224	35	\$267	\$285	X	\$302
W241224	42	\$345	\$373	X	\$391
W301224	50	\$400	\$432	X	\$460
W331224	54	\$429	\$463	X	\$494
W361224	58	\$457	\$493	X	\$527
W361524	60	\$483	\$521	X	\$567
W121824	33	\$252	\$269	X	\$285
W151824	37	\$283	\$301	X	\$324
W181824	41	\$314	\$334	X	\$363
W241824	50	\$397	\$431	X	\$463
W301824	59	\$460	\$496	X	\$542
W331824	62	\$490	\$528	X	\$580

		Group 10	Group 15	Group 15	Group 20
Model	Weight	Torino Riviera	Verona Pure Blanc Verona Storm Grey	Verona Midnight Navy	Palermo
24" Deep Wall Cabinets (cont.)					
W361824	67	\$522	\$562	X	\$620
W362024	77	\$666	\$724	X	\$785
W122324	43	\$327	\$346	X	\$369
W152324	48	\$369	\$390	X	\$422
W182324	54	\$412	\$434	X	\$475
W242324S	66	\$497	\$523	X	\$582
W242324	67	\$518	\$556	X	\$602
W302324	77	\$602	\$644	X	\$708
W332324	84	\$645	\$689	X	\$761
W362324	88	\$687	\$731	X	\$813
30" High Wall Cabinets					
W0930	32	\$246	\$265	\$265	\$286
W1230	37	\$285	\$306	\$306	\$340
W1530	42	\$324	\$347	\$347	\$393
W1830	48	\$365	\$389	\$389	\$448
W2130	53	\$402	\$429	\$429	\$501
W2430S	59	\$443	\$472	\$472	\$556
W2430	60	\$466	\$508	\$508	\$576
W2730	65	\$503	\$549	\$549	\$629
W3030	69	\$544	\$590	\$590	\$682
W3330	75	\$580	\$630	\$630	\$736
W3630	80	\$624	\$672	\$672	\$790
35" High Wall Cabinets					
W0935	35	\$281	\$304	X	\$330
W1235	41	\$323	\$348	X	\$388
W1535	47	\$365	\$392	X	\$448
W1835	52	\$407	\$435	X	\$506
W2135	58	\$449	\$479	X	\$565
W2435	66	\$524	\$574	X	\$654
W2735	71	\$564	\$616	X	\$712
W3035	77	\$607	\$661	X	\$773
W3335	83	\$650	\$704	X	\$832
W3635	89	\$693	\$749	X	\$891
40" High Wall Cabinets					
W0940	41	\$321	\$347	X	\$377
W1240	47	\$369	\$397	X	\$445
W1540	54	\$420	\$449	X	\$514
W1840	61	\$469	\$500	X	\$583
W2140	68	\$519	\$551	X	\$651
W2440	76	\$599	\$655	X	\$751
W2740	82	\$649	\$705	X	\$819
W3040	89	\$699	\$757	X	\$887
W3340	97	\$751	\$809	X	\$957
W3640	104	\$799	\$861	X	\$1,027

		Group 10	Group 15	Group 15	Group 20
Model	Weight	Torino Riviera	Verona Pure Blanc Verona Storm Grey	Verona Midnight Navy	Palermo
altamax Flip Up Door Wall Cabinets					
WFD2412	34	\$400	\$421	X	\$447
WFD2712	37	\$421	\$443	X	\$474
WFD3012	40	\$442	\$465	X	\$500
WFD3312	42	\$475	\$501	X	\$540
WFD3612	44	\$495	\$522	X	\$566
WFD2415	36	\$421	\$443	X	\$477
WFD2715	40	\$457	\$480	X	\$520
WFD3015	42	\$477	\$502	X	\$548
WFD3315	45	\$499	\$526	X	\$577
WFD3615	48	\$521	\$549	X	\$606
WFD2418	39	\$455	\$478	X	\$521
WFD2718	42	\$477	\$502	X	\$552
WFD3018	45	\$500	\$526	X	\$583
WFD3318	48	\$580	\$608	X	\$671
WFD3618	51	\$604	\$633	X	\$703
WFD241224	47	\$496	\$517	X	\$543
WFD301224	55	\$553	\$576	X	\$611
WFD331224	58	\$595	\$621	X	\$660
WFD361224	61	\$622	\$649	X	\$693
WFD361524	64	\$649	\$677	X	\$734
WFD241824	53	\$563	\$586	X	\$629
WFD301824	62	\$625	\$651	X	\$708
WFD331824	66	\$713	\$741	X	\$804
WFD361824	70	\$744	\$773	X	\$843
Blum Aventos Flip Up Door Wall Cabinets					
WFD2412-BLUM	34	\$510	\$510	X	\$557
WFD2712-BLUM	37	\$531	\$531	X	\$584
WFD3012-BLUM	40	\$552	\$552	X	\$610
WFD3312-BLUM	42	\$571	\$571	X	\$636
WFD3612-BLUM	44	\$591	\$591	X	\$662
WFD2415-BLUM	36	\$531	\$531	X	\$587
WFD2715-BLUM	40	\$553	\$553	X	\$616
WFD3015-BLUM	42	\$573	\$573	X	\$644
WFD3315-BLUM	45	\$595	\$595	X	\$673
WFD3615-BLUM	48	\$617	\$617	X	\$702
WFD2418-BLUM	39	\$551	\$551	X	\$617
WFD2718-BLUM	42	\$573	\$573	X	\$648
WFD3018-BLUM	45	\$596	\$596	X	\$679
WFD3318-BLUM	48	\$619	\$619	X	\$710
WFD3618-BLUM	51	\$643	\$643	X	\$742
WFD241224-BLUM	47	\$606	\$606	X	\$653
WFD301224-BLUM	55	\$663	\$663	X	\$721
WFD331224-BLUM	58	\$691	\$691	X	\$756
WFD361224-BLUM	61	\$718	\$718	X	\$789
WFD361524-BLUM	64	\$745	\$745	X	\$830

		Group 10	Group 15	Group 15	Group 20
Model	Weight	Torino Riviera	Verona Pure Blanc Verona Storm Grey	Verona Midnight Navy	Palermo
Blum Aventos Flip Up Door Wall Cabinets (cont.)					
WFD241824-BLUM	53	\$659	\$659	X	\$725
WFD301824-BLUM	62	\$721	\$721	X	\$804
WFD331824-BLUM	66	\$752	\$752	X	\$843
WFD361824-BLUM	70	\$783	\$783	X	\$882
Wall Corner Cabinets					
WBC24/2730	60	\$464	\$565	\$565	\$576
WBC27/3030	65	\$502	\$605	\$605	\$629
WBC30/3330	70	\$542	\$647	\$647	\$683
WBC33/3630	76	\$582	\$688	\$688	\$737
WBC36/3930	81	\$620	\$729	\$729	\$791
WBC24/2735	65	\$521	\$639	X	\$653
WBC27/3035	70	\$563	\$683	X	\$711
WBC30/3335	76	\$605	\$727	X	\$771
WBC33/3635	82	\$648	\$771	X	\$830
WBC36/3935	88	\$690	\$815	X	\$889
WBC24/2740	76	\$599	\$733	X	\$750
WBC27/3040	82	\$648	\$784	X	\$819
WBC30/3340	89	\$698	\$835	X	\$887
WBC33/3640	96	\$748	\$887	X	\$957
WBC36/3940	103	\$798	\$938	X	\$1,025
WER2430	64	\$674	\$740	X	\$775
WER2435	67	\$755	\$843	X	\$875
WER2440	72	\$890	\$962	X	\$1,050
Tall Two Door Open Utility Cabinets					
T1272	90	\$743	\$769	X	\$846
T1572	98	\$812	\$842	X	\$946
T1872	106	\$882	\$914	X	\$1,046
T2472S	125	\$1,084	\$1,128	X	\$1,317
Tall Four Door Open Utility Cabinet					
T2472	127	\$1,151	\$1,203	X	\$1,357
Tall Two Door Utility Cabinets with Shelves					
TB1272FH	111	\$929	\$955	X	\$1,032
TB1572FH	127	\$1,036	\$1,066	X	\$1,170
TB1872FH	139	\$1,138	\$1,170	X	\$1,302
TB2472SFH	165	\$1,344	\$1,388	X	\$1,577
Tall Four Door Utility Cabinets with Shelves					
TB2472FH	167	\$1,411	\$1,463	X	\$1,617
TB3072FH	194	\$1,602	\$1,662	X	\$1,870
altamax Tall Two Door One Drawer Utility Cabinets					
TB1272	125	\$1,181	\$1,215	X	\$1,282
TB1572	143	\$1,296	\$1,336	X	\$1,429
TB1872	155	\$1,407	\$1,450	X	\$1,569
TB2472S	180	\$1,630	\$1,687	X	\$1,860

		Group 10	Group 15	Group 15	Group 20
Model	Weight	Torino Riviera	Verona Pure Blanc Verona Storm Grey	Verona Midnight Navy	Palermo
Blum Legra Tall Two Door One Drawer Utility Cabinets					
TB1272-BLUM	125	\$1,281	\$1,315	X	\$1,382
TB1572-BLUM	143	\$1,396	\$1,436	X	\$1,529
TB1872-BLUM	155	\$1,507	\$1,550	X	\$1,669
TB2472S-BLUM	180	\$1,730	\$1,787	X	\$1,960
altamax Tall Four Door One Drawer Utility Cabinets					
TB2472	182	\$1,695	\$1,759	X	\$1,900
TB3072	215	\$1,904	\$1,979	X	\$2,172
Blum Legra Tall Four Door One Drawer Utility Cabinets					
TB2472-BLUM	182	\$1,795	\$1,859	X	\$2,000
TB3072-BLUM	215	\$2,004	\$2,079	X	\$2,272
altamax Tall One Door Two Drawer Utility Cabinets					
T2DB1272	134	\$1,437	\$1,476	X	\$1,537
T2DB1572	150	\$1,544	\$1,581	X	\$1,673
T2DB1872	163	\$1,648	\$1,688	X	\$1,807
T2DB2472S	184	\$1,863	\$1,918	X	\$2,091
Blum Legra Tall One Door Two Drawer Utility Cabinets					
T2DB1272-BLUM	134	\$1,717	\$1,756	X	\$1,817
T2DB1572-BLUM	150	\$1,824	\$1,861	X	\$1,953
T2DB1872-BLUM	163	\$1,928	\$1,968	X	\$2,087
T2DB2472S-BLUM	184	\$2,143	\$2,198	X	\$2,371
altamax Tall Two Door Two Drawer Utility Cabinets					
T2DB2472	185	\$1,907	\$1,957	X	\$2,111
T2DB3072	222	\$2,094	\$2,154	X	\$2,360
Blum Legra Tall Two Door Two Drawer Utility Cabinets					
T2DB2472-BLUM	185	\$2,187	\$2,237	X	\$2,391
T2DB3072-BLUM	222	\$2,374	\$2,434	X	\$2,640
altamax Tall One Door Two Drawer with One Inner Drawer Utility Cabinets					
T2DBID1272	148	\$1,698	\$1,737	X	\$1,798
T2DBID1572	165	\$1,818	\$1,855	X	\$1,947
T2DBID1872	179	\$1,945	\$1,985	X	\$2,104
T2DBID2472S	199	\$2,219	\$2,274	X	\$2,447
Blum Legra Tall One Door Two Drawer with One Inner Drawer Utility Cabinets					
T2DBID1272-BLUM	148	\$2,078	\$2,117	X	\$2,178
T2DBID1572-BLUM	165	\$2,198	\$2,235	X	\$2,327
T2DBID1872-BLUM	179	\$2,325	\$2,365	X	\$2,484
T2DBID2472S-BLUM	199	\$2,599	\$2,654	X	\$2,827
altamax Tall Two Door Two Drawer with One Inner Drawer Utility Cabinets					
T2DBID2472	200	\$2,283	\$2,333	X	\$2,487
T2DBID3072	242	\$2,486	\$2,546	X	\$2,752
Blum Legra Tall Two Door Two Drawer with One Inner Drawer Utility Cabinets					
T2DBID2472-BLUM	200	\$2,663	\$2,713	X	\$2,867
T2DBID3072-BLUM	242	\$2,866	\$2,926	X	\$3,132

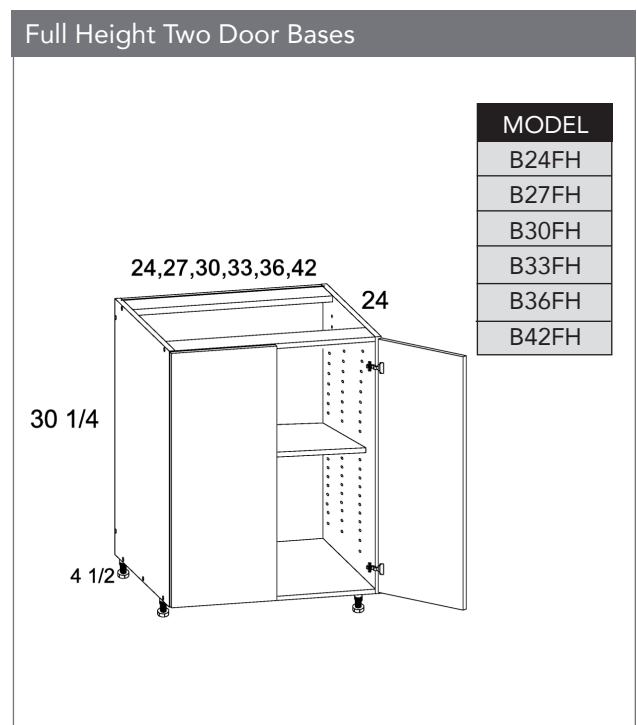
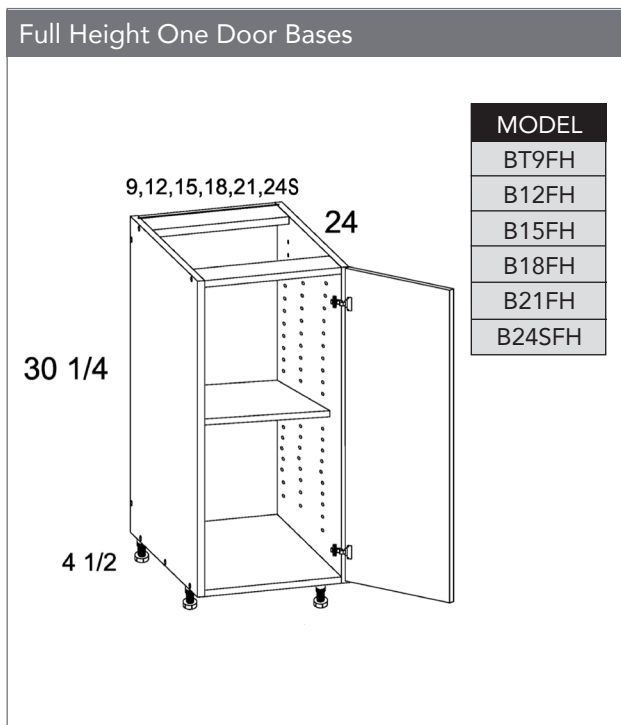
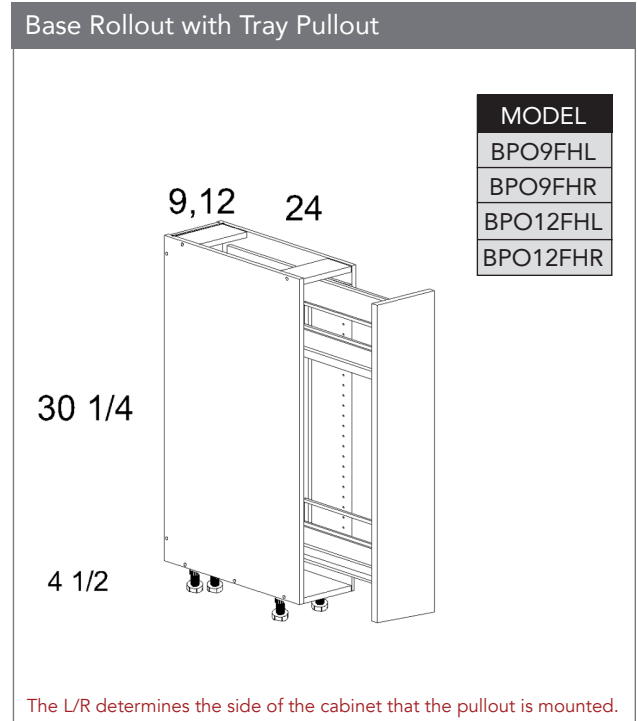
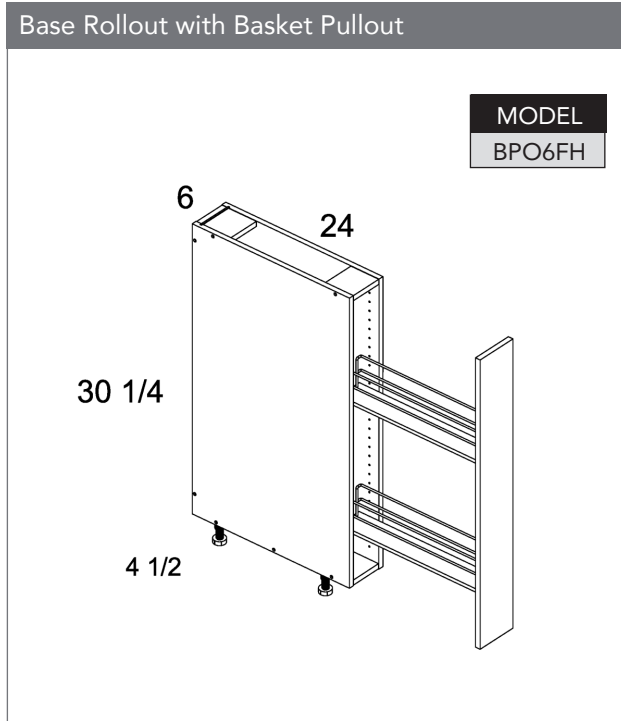
		Group 10	Group 15	Group 15	Group 20
Model	Weight	Torino Riviera	Verona Pure Blanc Verona Storm Grey	Verona Midnight Navy	Palermo
altamax Tall One Door Three Drawer Utility Cabinets					
T3DB1272	145	\$1,645	\$1,687	X	\$1,741
T3DB1572	162	\$1,758	\$1,804	X	\$1,885
T3DB1872	175	\$1,872	\$1,922	X	\$2,028
T3DB2472S	195	\$2,102	\$2,169	X	\$2,326
Blum Legra Tall One Door Three Drawer Utility Cabinets					
T3DB1272-BLUM	145	\$1,985	\$2,027	X	\$2,081
T3DB1572-BLUM	162	\$2,098	\$2,144	X	\$2,225
T3DB1872-BLUM	175	\$2,212	\$2,262	X	\$2,368
T3DB2472S-BLUM	195	\$2,442	\$2,509	X	\$2,666
altamax Tall Two Door Three Drawer Utility Cabinets					
T3DB2472	195	\$2,146	\$2,208	X	\$2,346
T3DB3072	236	\$2,350	\$2,425	X	\$2,612
Blum Legra Tall Two Door Three Drawer Utility Cabinets					
T3DB2472-BLUM	195	\$2,486	\$2,548	X	\$2,686
T3DB3072-BLUM	236	\$2,690	\$2,765	X	\$2,952
altamax Tall One Door Four Drawer Utility Cabinets					
T4DB1272	156	\$1,853	\$1,898	X	\$1,945
T4DB1572	175	\$1,972	\$2,027	X	\$2,097
T4DB1872	188	\$2,096	\$2,156	X	\$2,249
T4DB2472S	180	\$2,341	\$2,420	X	\$2,561
Blum Legra Tall One Door Four Drawer Utility Cabinets					
T4DB1272-BLUM	156	\$2,253	\$2,298	X	\$2,345
T4DB1572-BLUM	175	\$2,372	\$2,427	X	\$2,497
T4DB1872-BLUM	188	\$2,496	\$2,556	X	\$2,649
T4DB2472S-BLUM	180	\$2,741	\$2,820	X	\$2,961
altamax Tall Two Door Four Drawer Utility Cabinets					
T4DB2472	206	\$2,385	\$2,459	X	\$2,581
T4DB3072	251	\$2,606	\$2,696	X	\$2,864
Blum Legra Tall Two Door Four Drawer Utility Cabinets					
T4DB2472-BLUM	206	\$2,785	\$2,859	X	\$2,981
T4DB3072-BLUM	251	\$3,006	\$3,096	X	\$3,264
Tall Single Oven Full Height Two Door Utility Cabinet					
TOS3072FH	126	\$1,047	\$1,096	X	\$1,299
altamax Tall Single Oven Two Door One Drawer Utility Cabinet					
TOSB3072	148	\$1,349	\$1,413	X	\$1,601
Blum Legra Tall Single Oven Two Door One Drawer Utility Cabinet					
TOSB3072-BLUM	148	\$1,449	\$1,513	X	\$1,701
altamax Tall Single Oven Two Drawer Utility Cabinets					
TOS2DB3072	180	\$1,709	\$1,758	X	\$1,959
Blum Legra Tall Single Oven Two Drawer Utility Cabinet					
TOS2DB3072-BLUM	180	\$1,989	\$2,038	X	\$2,239
altamax Tall Single Oven Two Drawer One Inner Drawer Utility Cabinet					
TOS2DBID3072	201	\$2,041	\$2,090	X	\$2,519
Blum Legra Tall Single Oven Two Drawer One Inner Drawer Utility Cabinet					
TOS2DBID3072-BLUM	201	\$2,321	\$2,370	X	\$2,799

		Group 10	Group 15	Group 15	Group 20
Model	Weight	Torino Riviera	Verona Pure Blanc Verona Storm Grey	Verona Midnight Navy	Palermo
altamax Tall Single Oven Three Drawer Utility Cabinet					
TOS3DB3072	195	\$1,965	\$2,029	X	\$2,211
Blum Legra Tall Single Oven Three Drawer Utility Cabinet					
TOS3DB3072-BLUM	195	\$2,305	\$2,369	X	\$2,551
altamax Tall Single Oven Four Drawer Utility Cabinet					
TOS4DB3072	210	\$2,221	\$2,300	X	\$2,463
Blum Legra Tall Single Oven Four Drawer Utility Cabinet					
TOS4DB3072-BLUM	210	\$2,621	\$2,700	X	\$2,863
altamax Tall Double Oven One Drawer Utility Cabinet					
TOD3072	146	\$1,273	\$1,296	X	\$1,437
Blum Legra Tall Double Oven One Drawer Utility Cabinet					
TOD3072-BLUM	146	\$1,413	\$1,436	X	\$1,577
Full Height One Door Vanity Bases					
VB12FH	46	\$349	\$370	\$370	\$404
VB15FH	51	\$388	\$411	\$411	\$457
VB18FH	56	\$427	\$451	\$451	\$510
altamax One Door One Drawer Vanity Bases					
VB12	58	\$579	\$608	\$608	\$632
VB15	65	\$625	\$658	\$658	\$693
VB18	70	\$670	\$705	\$705	\$751
Blum Legra One Door One Drawer Vanity Bases					
VB12-BLUM	58	\$669	\$698	\$698	\$722
VB15-BLUM	65	\$715	\$748	\$748	\$783
VB18-BLUM	70	\$760	\$795	\$795	\$841
altamax Two Drawer Vanity Bases					
2VDB12	78	\$845	\$879	\$879	\$897
2VDB15	86	\$903	\$933	\$933	\$967
2VDB18	94	\$960	\$992	\$992	\$1,038
Blum Legra Two Drawer Vanity Bases					
2VDB12-BLUM	78	\$1,125	\$1,139	\$1,139	\$1,177
2VDB15-BLUM	86	\$1,183	\$1,193	\$1,193	\$1,247
2VDB18-BLUM	94	\$1,240	\$1,252	\$1,252	\$1,318
altamax Two Drawer with One Inner Drawer Vanity Bases					
2VDBID12	91	\$1,072	\$1,106	\$1,106	\$1,151
2VDBID15	100	\$1,174	\$1,204	\$1,204	\$1,238
2VDBID18	108	\$1,215	\$1,247	\$1,247	\$1,293
Blum Legra Two Drawer with One Inner Drawer Vanity Bases					
2VDBID12-BLUM	91	\$1,422	\$1,456	\$1,456	\$1,501
2VDBID15-BLUM	100	\$1,524	\$1,554	\$1,554	\$1,588
2VDBID18-BLUM	108	\$1,565	\$1,597	\$1,597	\$1,643
altamax Three Drawer Vanity Bases					
3VDB12	87	\$1,049	\$1,086	\$1,086	\$1,097
3VDB15	96	\$1,111	\$1,150	\$1,150	\$1,173
3VDB18	103	\$1,172	\$1,214	\$1,214	\$1,247

		Group 10	Group 15	Group 15	Group 20
Model	Weight	Torino Riviera	Verona Pure Blanc Verona Storm Grey	Verona Midnight Navy	Palermo
Blum Legra Three Drawer Vanity Bases					
3VDB12-BLUM	87	\$1,359	\$1,396	\$1,396	\$1,407
3VDB15-BLUM	96	\$1,421	\$1,460	\$1,460	\$1,483
3VDB18-BLUM	103	\$1,482	\$1,524	\$1,524	\$1,557
altamax Four Drawer Vanity Bases					
4VDB12	96	\$1,253	\$1,293	\$1,293	\$1,297
4VDB15	106	\$1,319	\$1,367	\$1,367	\$1,379
4VDB18	113	\$1,384	\$1,436	\$1,436	\$1,456
Blum Legra Four Drawer Vanity Bases					
4VDB12-BLUM	96	\$1,613	\$1,653	\$1,653	\$1,657
4VDB15-BLUM	106	\$1,679	\$1,727	\$1,727	\$1,739
4VDB18-BLUM	113	\$1,744	\$1,796	\$1,796	\$1,816
Full Height One Door Vanity Sink Base					
VS24SFH	60	\$445	\$474	\$474	\$558
Full Height Double Door Vanity Sink Bases					
VS24FH	61	\$468	\$510	\$510	\$578
VS27FH	65	\$497	\$543	\$543	\$623
VS30FH	67	\$537	\$583	\$583	\$675
VS33FH	71	\$564	\$614	\$614	\$720
VS36FH	75	\$600	\$648	\$648	\$766
Vanity Sink Base False Front One Door					
VS24S	60	\$447	\$489	\$489	\$557
Vanity Sink Bases False Front Two Door					
VS24	61	\$468	\$522	\$522	\$577
VS27	65	\$498	\$556	\$556	\$623
VS30	68	\$538	\$599	\$599	\$676
VS33	72	\$568	\$632	\$632	\$720
VS36	75	\$600	\$666	\$666	\$765
altamax Vanity Knee Drawers					
VKD27	41	\$530	\$548	\$548	\$559
VKD30	45	\$565	\$584	\$584	\$597
VKD36	51	\$626	\$648	\$648	\$665
Blum Legra Vanity Knee Drawers					
VKD27-BLUM	41	\$620	\$638	\$638	\$649
VKD30-BLUM	45	\$655	\$674	\$674	\$687
VKD36-BLUM	51	\$716	\$738	\$738	\$755

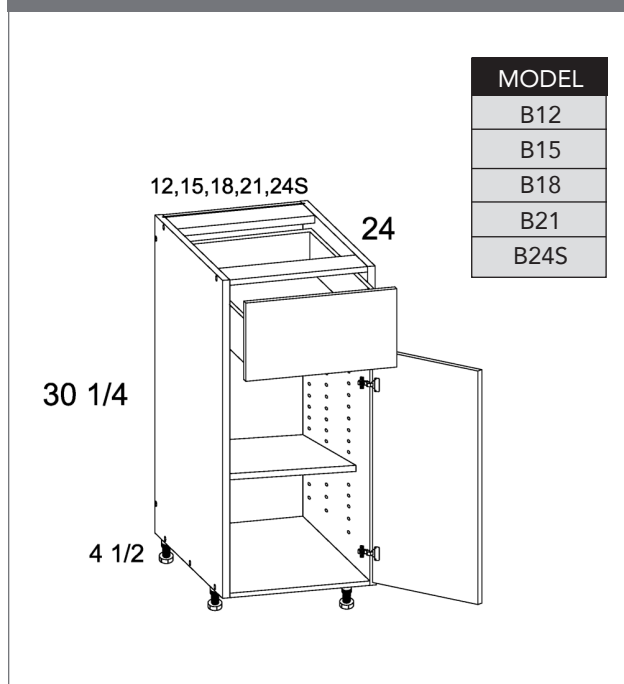
		Group 10	Group 15	Group 15	Group 20
Model	Weight	Torino Riviera	Verona Pure Blanc Verona Storm Grey	Verona Midnight Navy	Palermo
Mouldings					
ACM8	3	X	\$152	\$152	X
LACM8	8	X	\$234	\$234	X
MCVE8	6	X	\$304	\$304	X
LCVE8	8	X	\$399	\$399	X
MPF1	3	X	\$199	\$199	X
MPF6	11	X	\$399	\$399	X
SPM2	4	X	\$119	\$119	X
OCM8	2	\$40	\$94	\$94	\$58
BM8	7	\$34	\$42	\$42	\$50
SM8	2	\$34	\$42	\$42	\$50
SHM8	2	X	\$69	\$69	X
TKC	7	\$46	\$91	\$91	\$58
TKC-PVC	4	\$39	\$39	\$39	\$39
CORNER-PVC	1	\$3	\$3	\$3	\$3
FBM8	9	X	\$200	\$200	X
Panels & Fillers					
AF3006	4	\$49	\$52	\$52	\$163
OF323	2	\$20	\$31	\$31	\$30
OF330	2	\$24	\$37	\$37	\$38
OF630	4	\$50	\$67	\$67	\$78
OF335	3	\$30	\$44	X	\$46
OF635	5	\$58	\$77	X	\$91
OF340	3	\$34	\$49	X	\$52
OF640	5	\$64	\$86	X	\$104
OF384	6	\$68	\$95	X	\$107
OF684	11	\$134	\$174	X	\$214
OF389	6	\$72	\$100	X	\$113
OF689	11	\$142	\$184	X	\$227
OF394	6	\$76	\$105	X	\$119
OF694	12	\$150	\$189	X	\$240
BEP2535	18	\$136	\$285	\$285	\$278
BP9642	68	\$599	\$1,265	\$1,265	\$1,244
WEP1523	7	\$51	\$114	X	\$105
WEP1530	10	\$69	\$151	\$151	\$141
WEP1535	11	\$80	\$174	X	\$163
WEP1540	13	\$92	\$199	X	\$187
TEP3096	50	\$422	\$922	X	\$869
Accessories					
FS36	17	\$190	\$286	\$286	\$292
FS48	23	\$237	\$391	\$391	\$399
FS60	27	\$281	\$449	\$449	\$458
TUK	1	\$69	\$69	\$69	\$69
EB10	1	\$10	X	X	\$10

PRODUCT SPECIFICATIONS

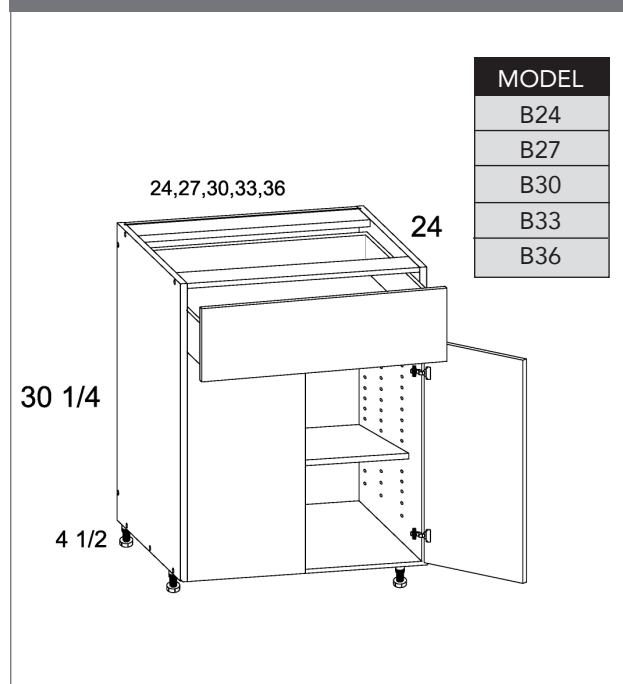


PRODUCT SPECIFICATIONS

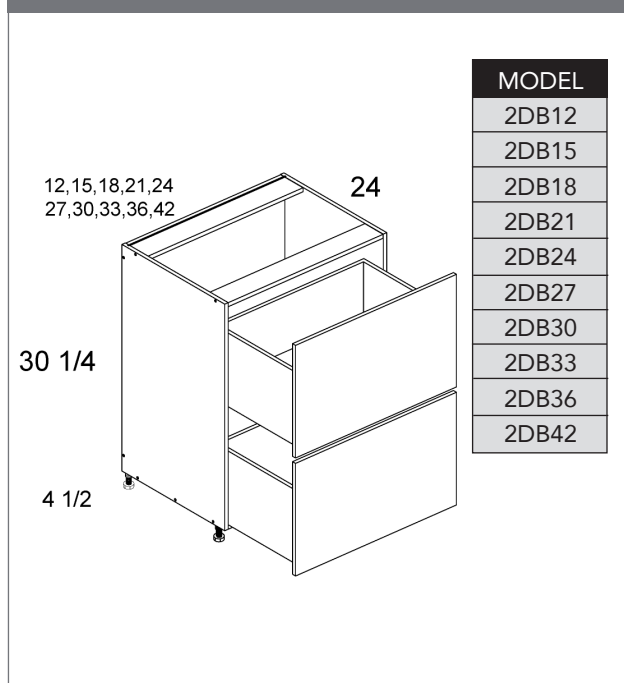
One Door One Drawer Bases



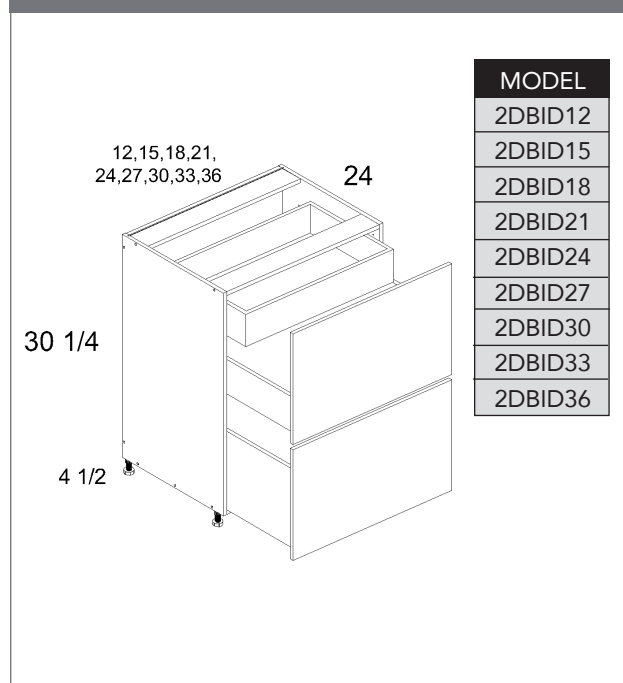
Two Door One Drawer Bases



Two Drawer Bases

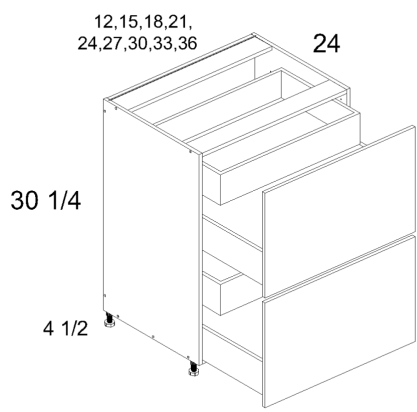


Two Drawer Bases with One Inner Drawer



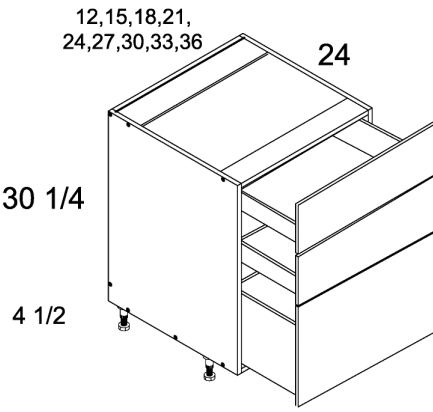
PRODUCT SPECIFICATIONS

Two Drawer Bases with Two Inner Drawers



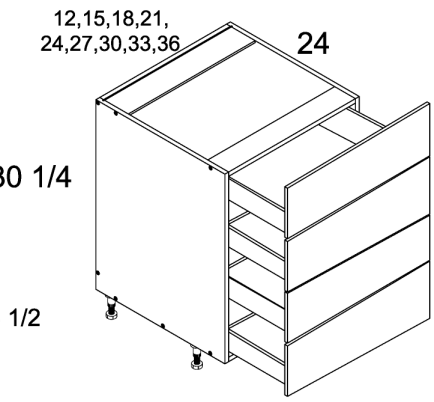
MODEL
2DB2ID12
2DB2ID15
2DB2ID18
2DB2ID21
2DB2ID24
2DB2ID27
2DB2ID30
2DB2ID33
2DB2ID36

Three Drawer Bases



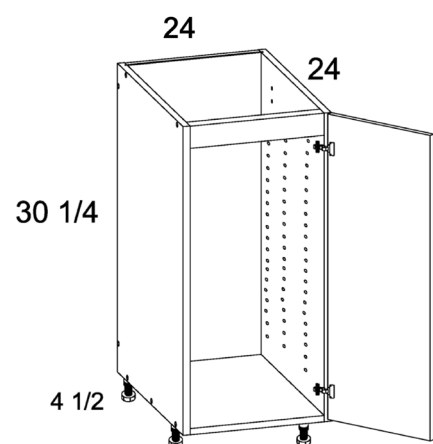
MODEL
3DB12
3DB15
3DB18
3DB21
3DB24
3DB27
3DB30
3DB33
3DB36

Four Drawer Bases



MODEL
4DB12
4DB15
4DB18
4DB21
4DB24
4DB27
4DB30
4DB33
4DB36

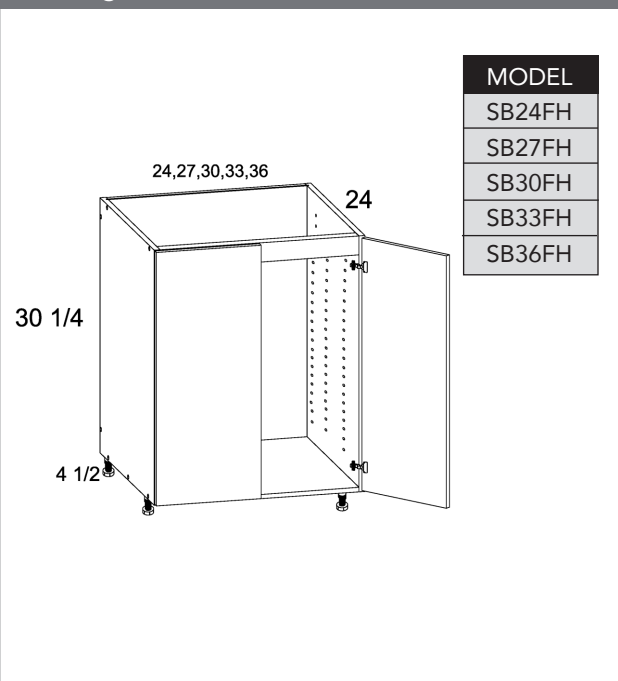
Full Height One Door Sink Bases



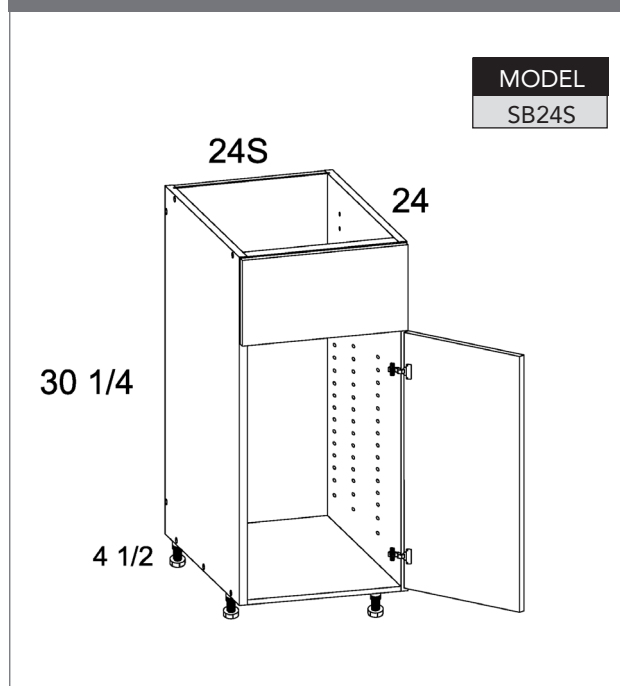
MODEL
SB24SFH

PRODUCT SPECIFICATIONS

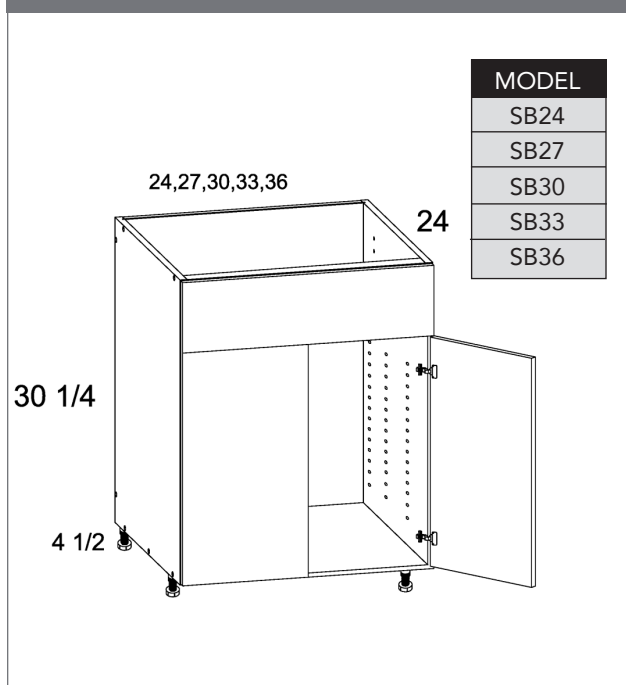
Full Height Two Door Sink Bases



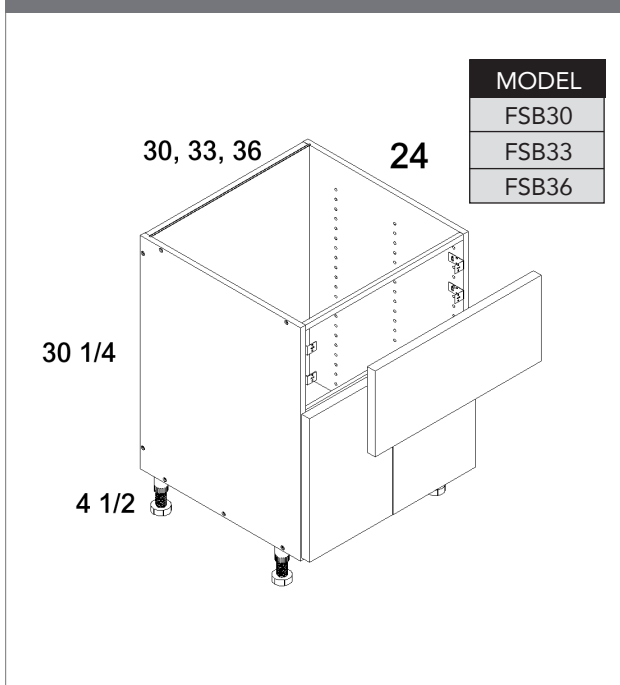
One Door with False Front Sink Bases



Two Door with False Front Sink Bases

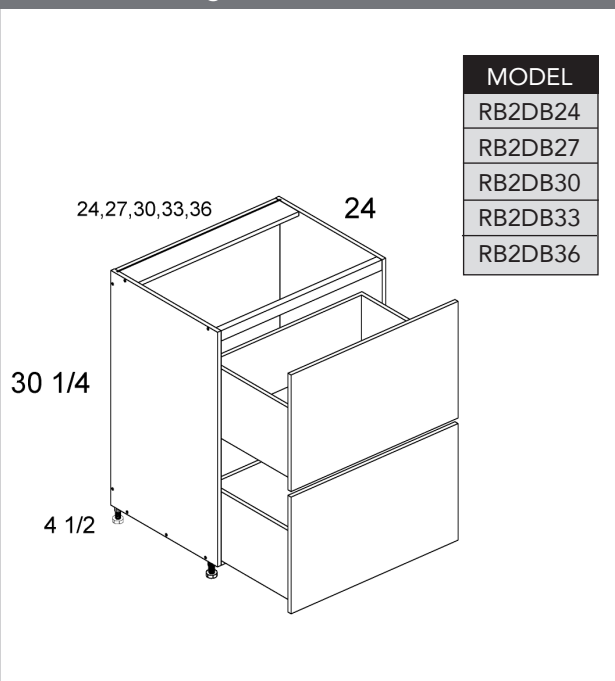


Farm Sink Bases

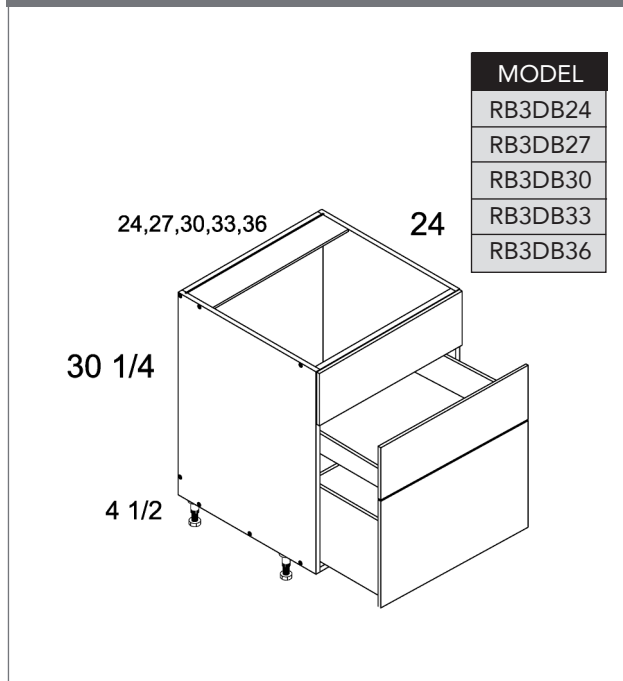


PRODUCT SPECIFICATIONS

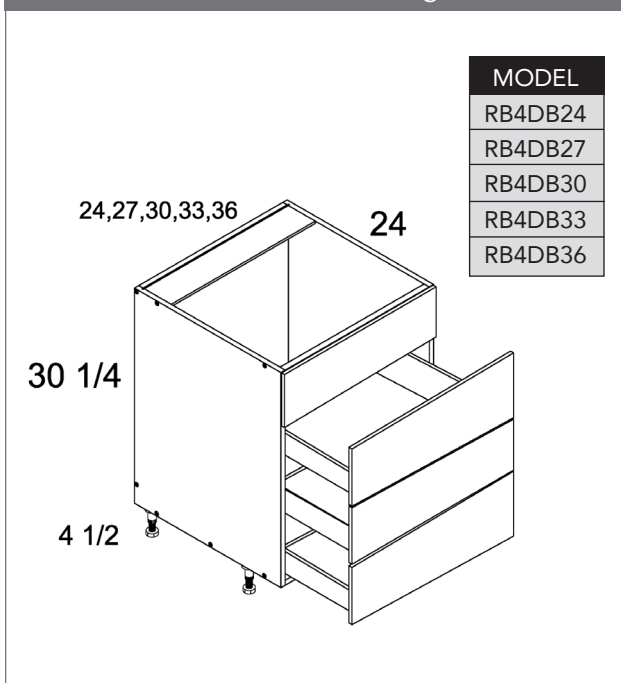
Two Drawer Range Bases



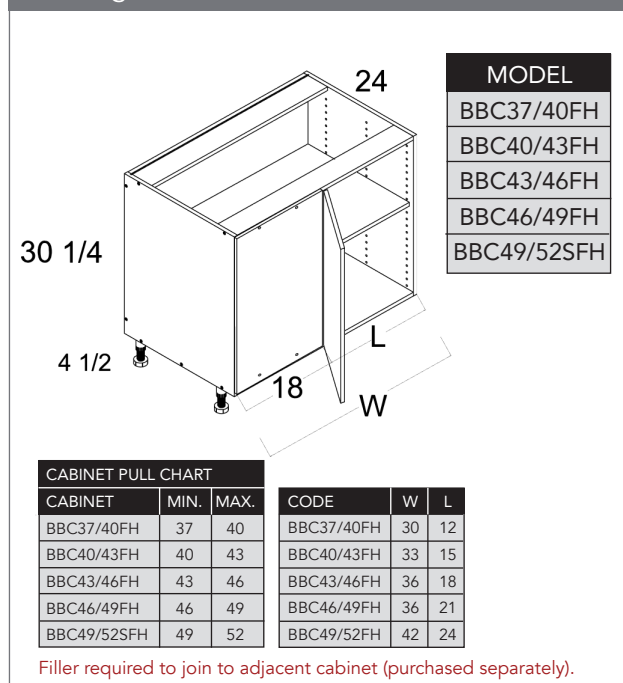
Two Drawer with False Front Range Bases



Three Drawer with False Front Range Bases

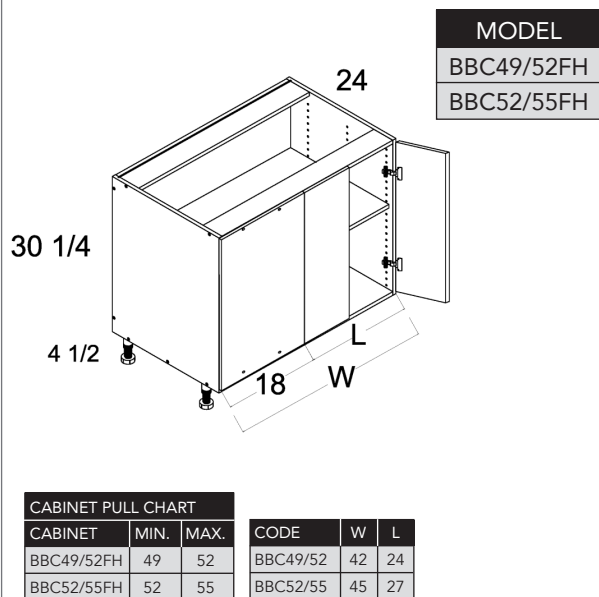


Full Height One Door Blind Bases



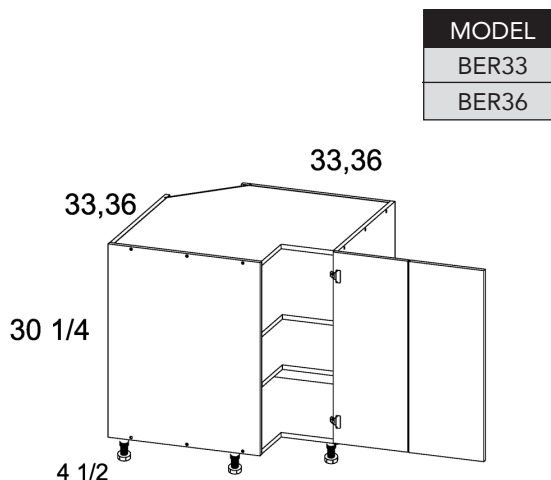
PRODUCT SPECIFICATIONS

Full Height Two Door Blind Bases

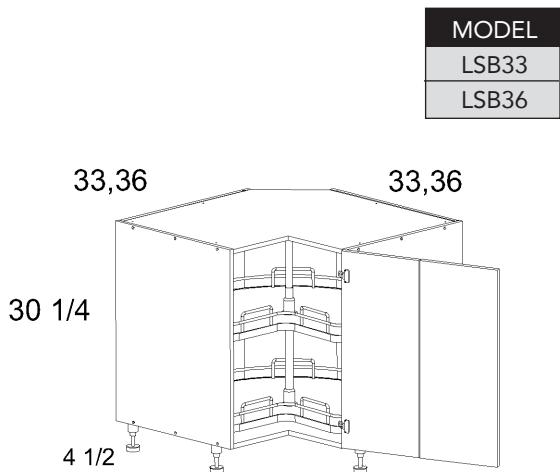


Filler required to join to adjacent cabinet (purchased separately).

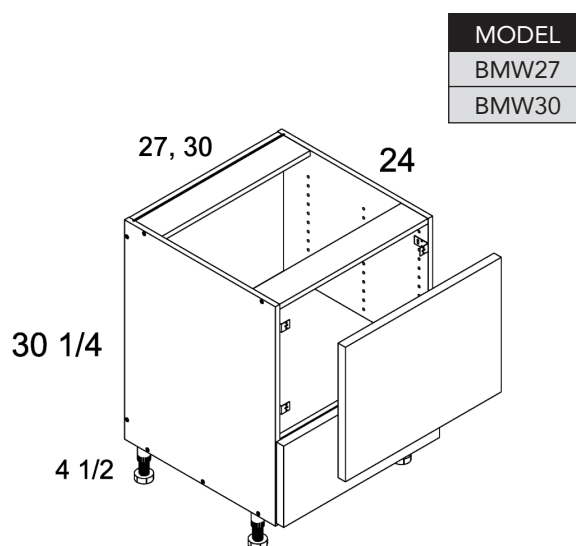
Base Easy Reach



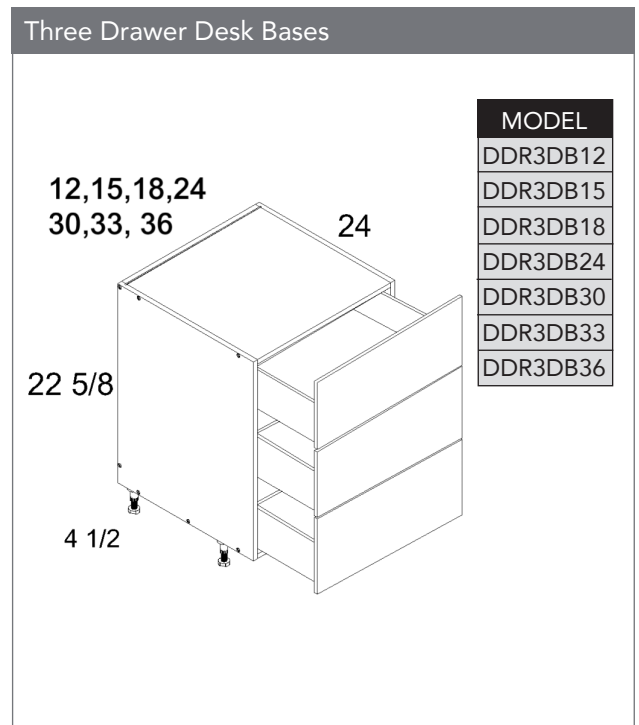
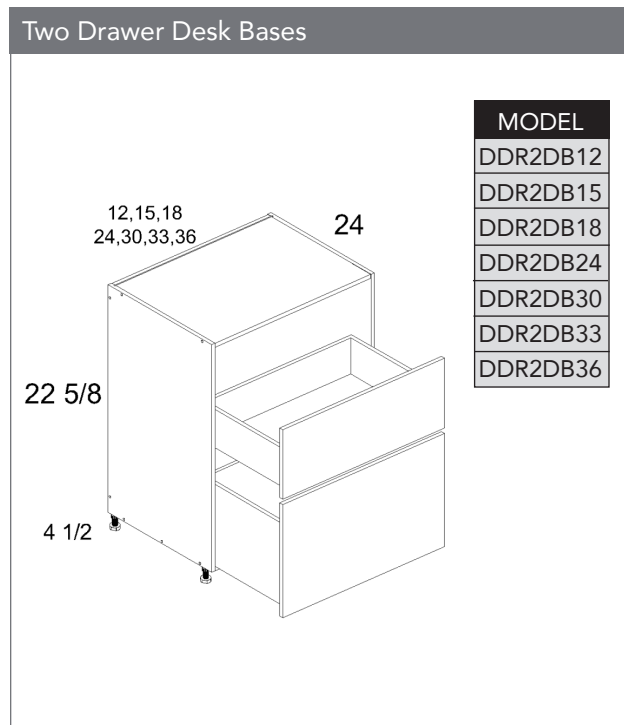
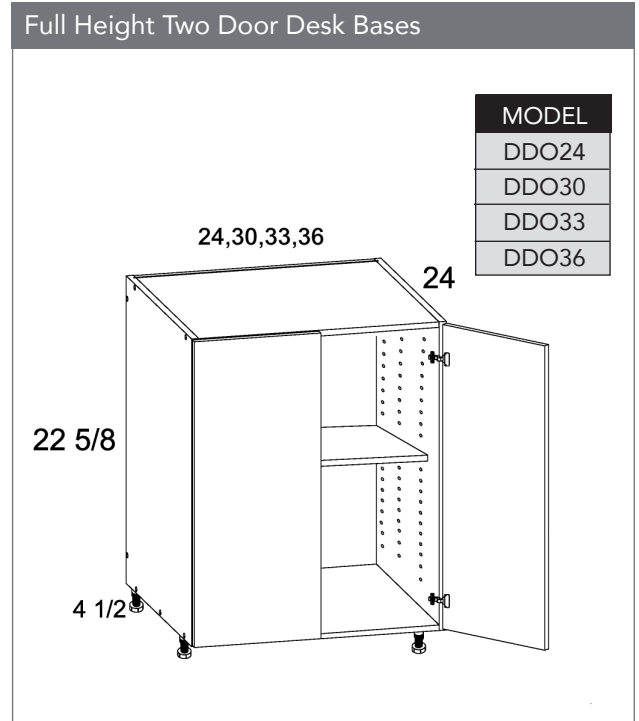
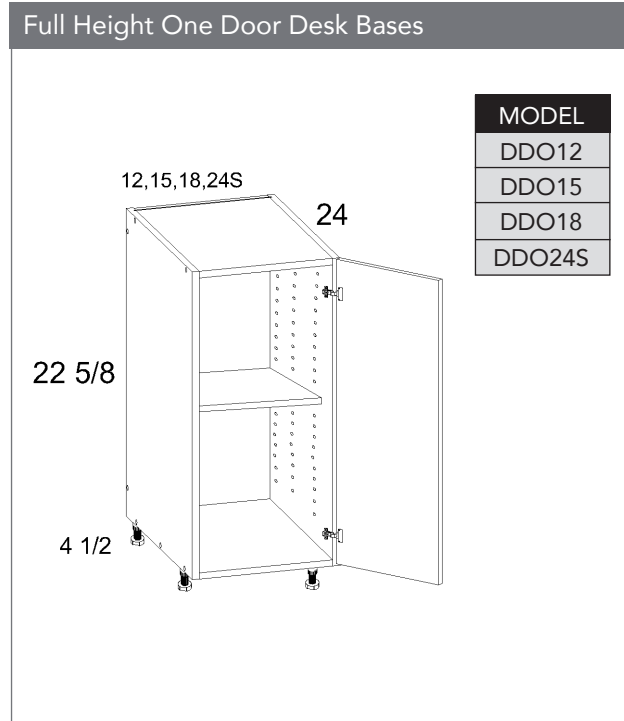
Base Easy Reach with Lazy Susan Tray



Microwave Bases

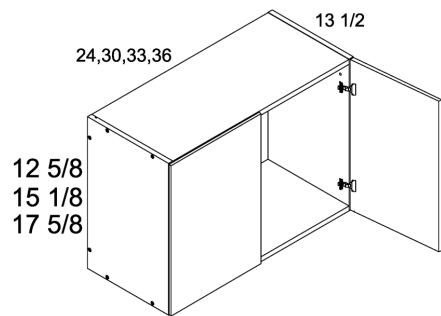


PRODUCT SPECIFICATIONS



PRODUCT SPECIFICATIONS

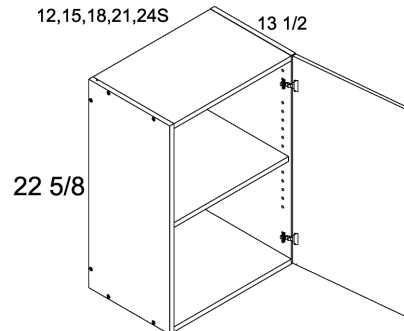
Two Door 13.5" Deep Stacker Wall Cabinets



MODEL

W2412
W3012
W3312
W3612
W2415
W3015
W3315
W3615
W2418
W3018
W3318
W3618

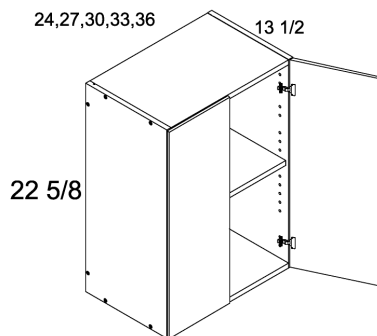
One Door 13.5" Deep Stacker Wall Cabinets



MODEL

W1223
W1523
W1823
W2123
W2423S

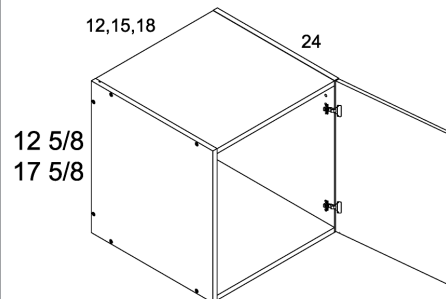
Two Door 13.5" Deep Stacker Wall Cabinets



MODEL

W2423
W2723
W3023
W3323
W3623

One Door 24" Deep Stacker Wall Cabinets

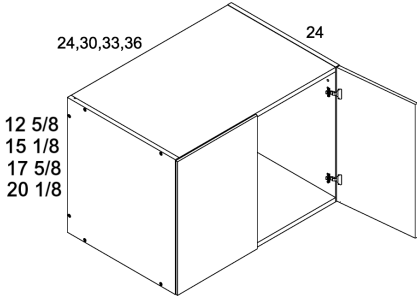


MODEL

W121224
W151224
W181224
W121824
W151824
W181824

PRODUCT SPECIFICATIONS

Two Door 24" Deep Stacker Wall Cabinets



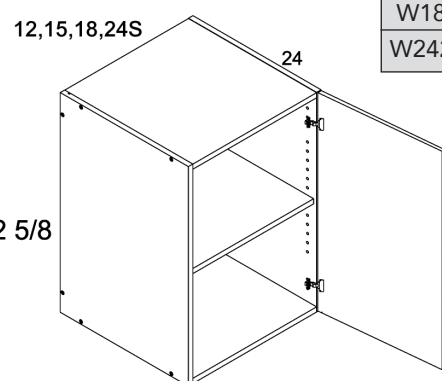
24,30,33,36

24

12 5/8
15 1/8
17 5/8
20 1/8

MODEL
W241224
W301224
W331224
W361224
W361524
W241824
W301824
W331824
W361824
W362024

One Door 24" Deep Stacker Wall Cabinets



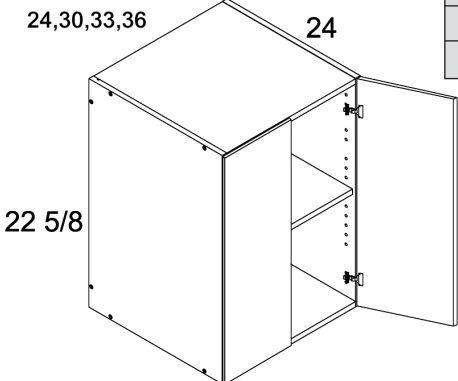
12,15,18,24S

24

22 5/8

MODEL
W122324
W152324
W182324
W242324S

Two Door 24" Deep Stacker Wall Cabinets



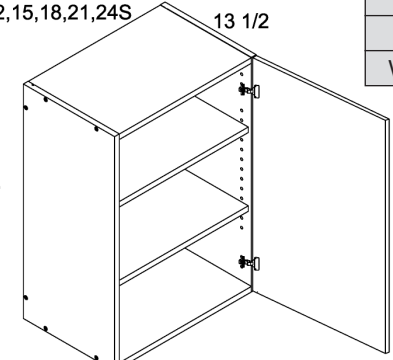
24,30,33,36

24

22 5/8

MODEL
W242324
W302324
W332324
W362324

One Door 30" High Wall Cabinets



9,12,15,18,21,24S

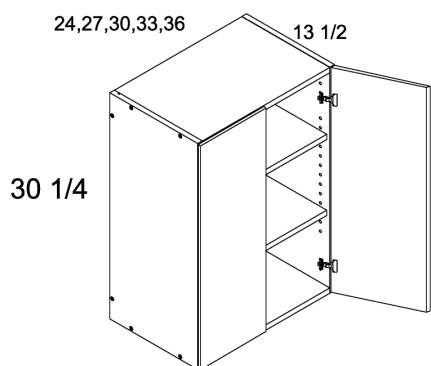
13 1/2

30 1/4

MODEL
W0930
W1230
W1530
W1830
W2130
W2430S

PRODUCT SPECIFICATIONS

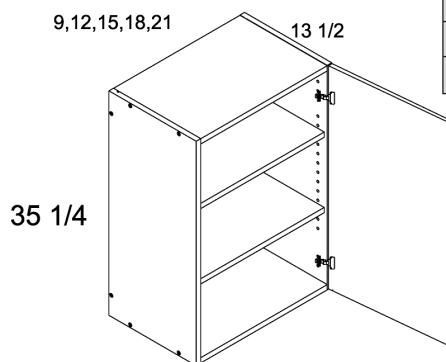
Two Door 30" High Wall Cabinets



MODEL

W2430
W2730
W3030
W3330
W3630

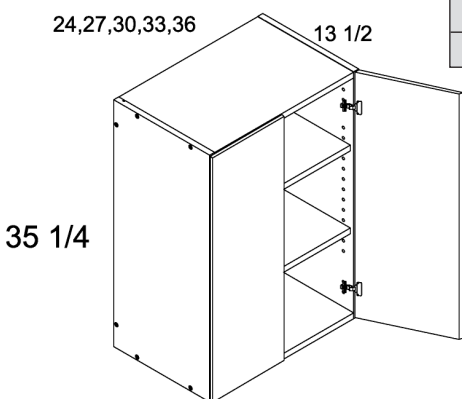
One Door 35" High Wall Cabinets



MODEL

W0935
W1235
W1535
W1835
W2135

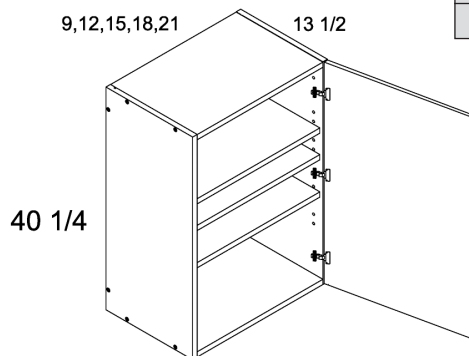
Two Door 35" High Wall Cabinets



MODEL

W2435
W2735
W3035
W3335
W3635

One Door 40" High Wall Cabinets

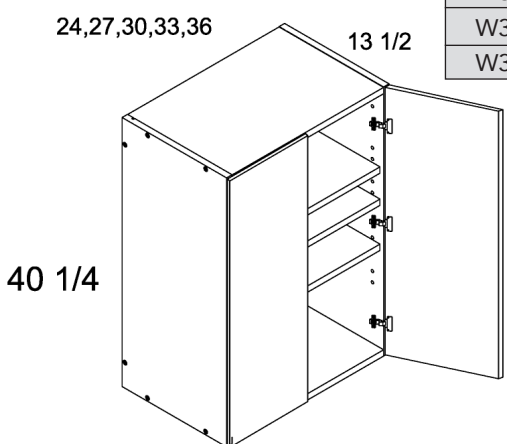


MODEL

W0940
W1240
W1540
W1840
W2140

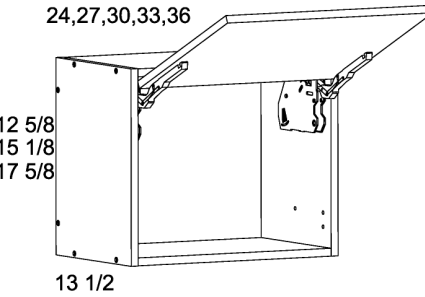
PRODUCT SPECIFICATIONS

Two Door 40" High Wall Cabinets



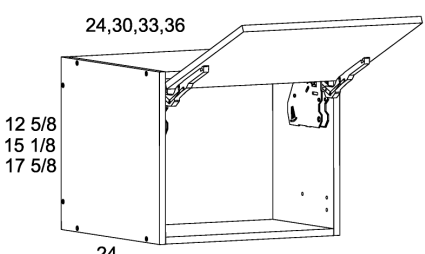
MODEL
W2440
W2740
W3040
W3340
W3640

13.5" Deep Flip Up Wall Cabinets



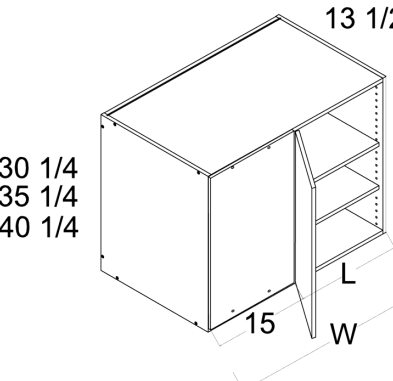
MODEL
WFD2412
WFD2712
WFD3012
WFD3312
WFD3612
WFD2415
WFD2715
WFD3015
WFD3315
WFD3615
WFD2418
WFD2718
WFD3018
WFD3318
WFD3618

24" Deep Flip Up Wall Cabinets



MODEL
WFD241224
WFD241824
WFD301224
WFD301824
WFD331224
WFD331824
WFD361224
WFD361524
WFD361824

Wall Blind Corner Cabinets



MODEL
WBC24/2730
WBC27/3030
WBC30/3330
WBC33/3630
WBC36/3930
WBC24/2735
WBC27/3035
WBC30/3335
WBC33/3635
WBC36/3935
WBC24/2740
WBC27/3040
WBC30/3340
WBC33/3640
WBC36/3940

CABINET PULL CHART			
CABINET	MIN.	MAX.	
WBC24/27	24	27	
WBC27/30	27	30	
WBC30/33	30	33	
WBC33/36	33	36	
WBC36/39	36	39	

CODE	W	L
WBC24/27	24	9
WBC27/30	27	12
WBC30/33	30	15
WBC33/36	33	18
WBC36/39	36	21

Filler required to join to adjacent cabinet (purchased separately).

PRODUCT SPECIFICATIONS

Wall Easy Reach Corner Cabinets

MODEL

WER2430

WER2435

24

24

30 1/4

35 1/4

Wall Easy Reach Corner Cabinets

MODEL

WER2440

24

40 1/4

Specialty Walls - Floating Shelves

MODEL

FS36

FS48

FS60

13

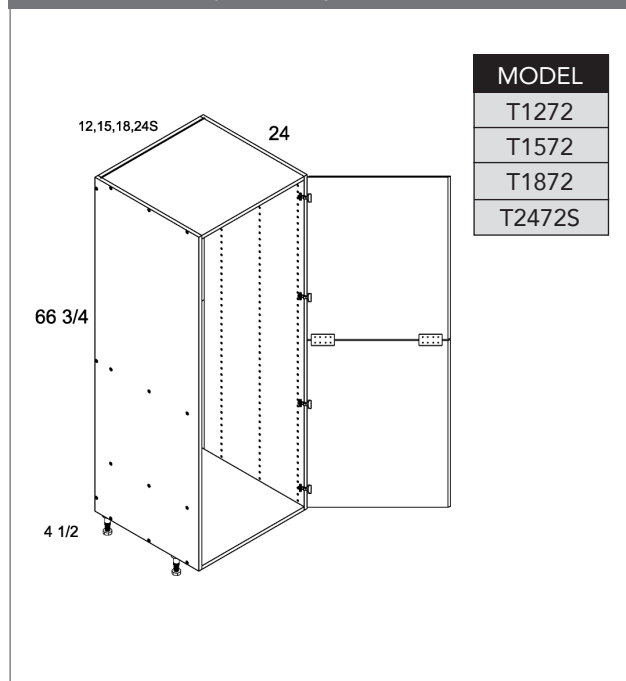
1 15/16

36,48,60

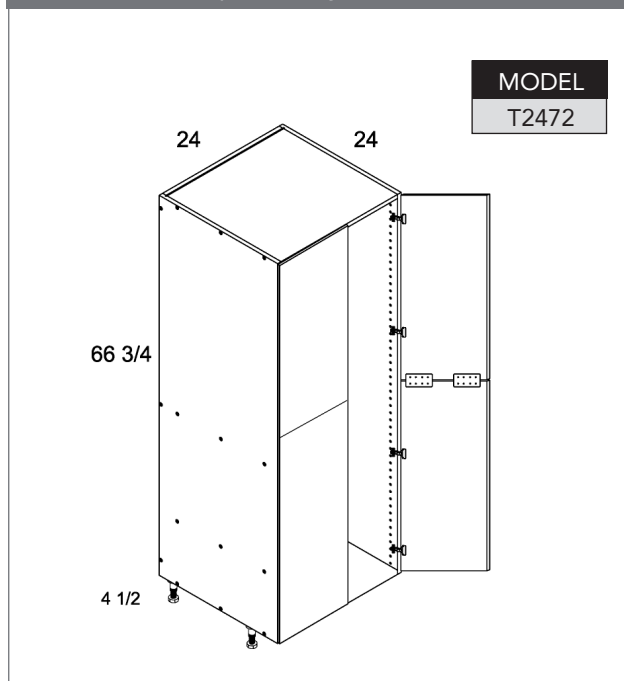
36"W Floating Shelf only has one mounting bracket.

PRODUCT SPECIFICATIONS

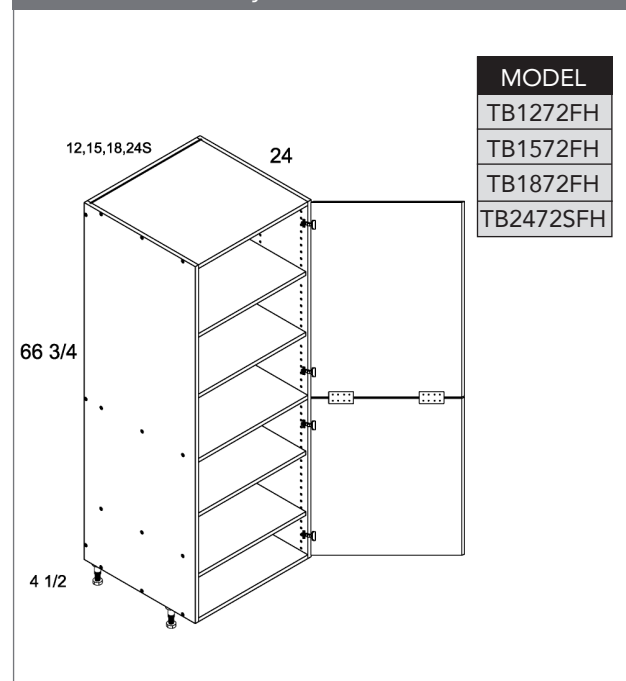
Tall Two Door Open Utility



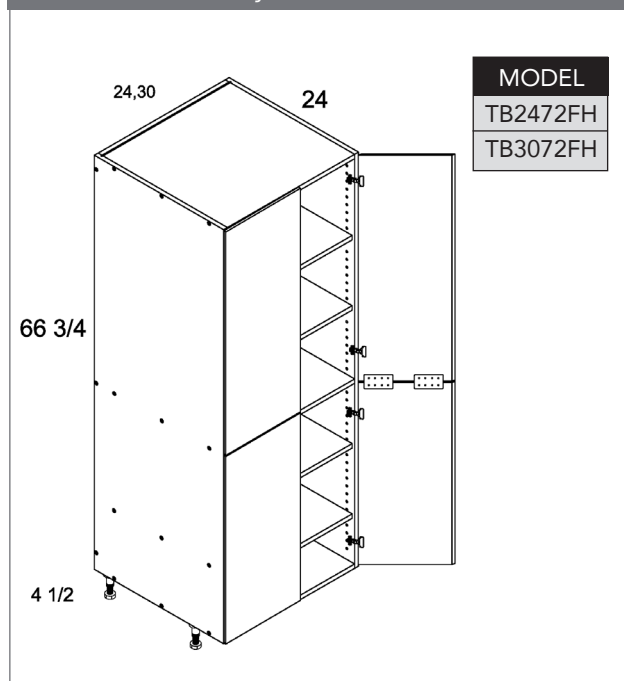
Tall Four Door Open Utility



Tall Two Door Utility with Shelves

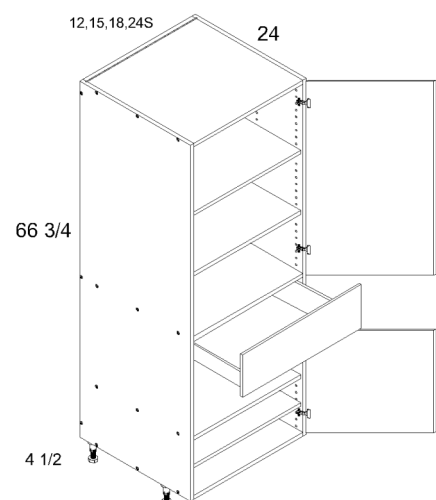


Tall Four Door Utility with Shelves



PRODUCT SPECIFICATIONS

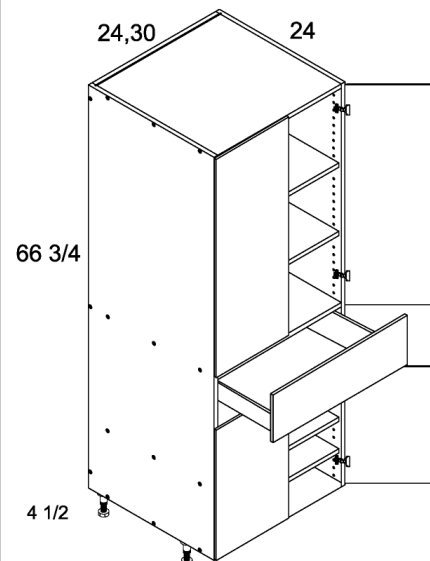
Tall Two Door One Drawer Utility



MODEL

TB1272
TB1572
TB1872
TB2472S

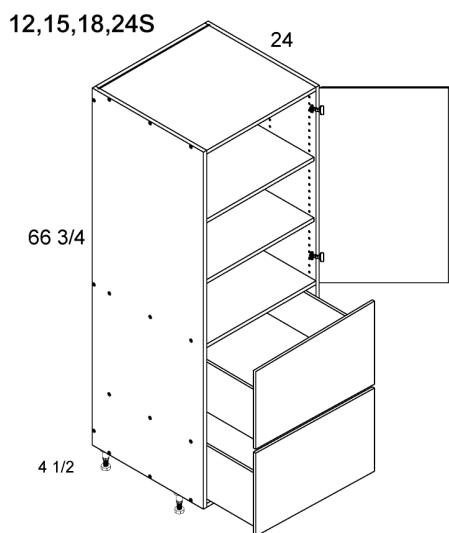
Tall Four Door One Drawer Utility



MODEL

TB2472
TB3072

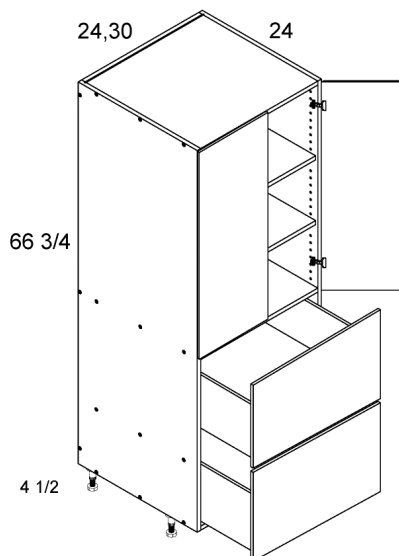
Tall One Door Two Drawer Utility



MODEL

T2DB1272
T2DB1572
T2DB1872
T2DB2472S

Tall Two Door Two Drawer Utility

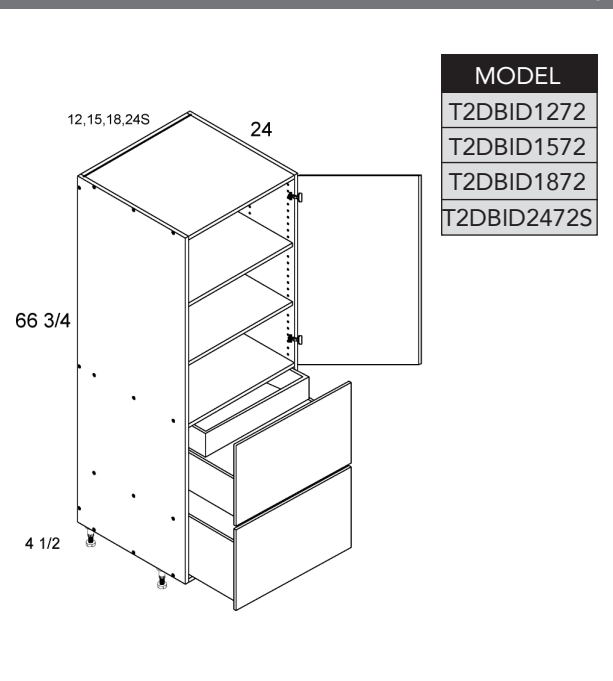


MODEL

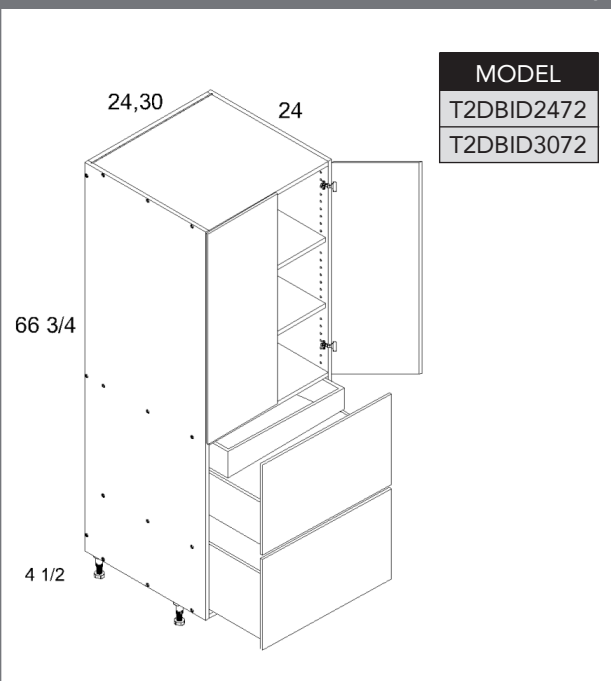
T2DB2472
T2DB3072

PRODUCT SPECIFICATIONS

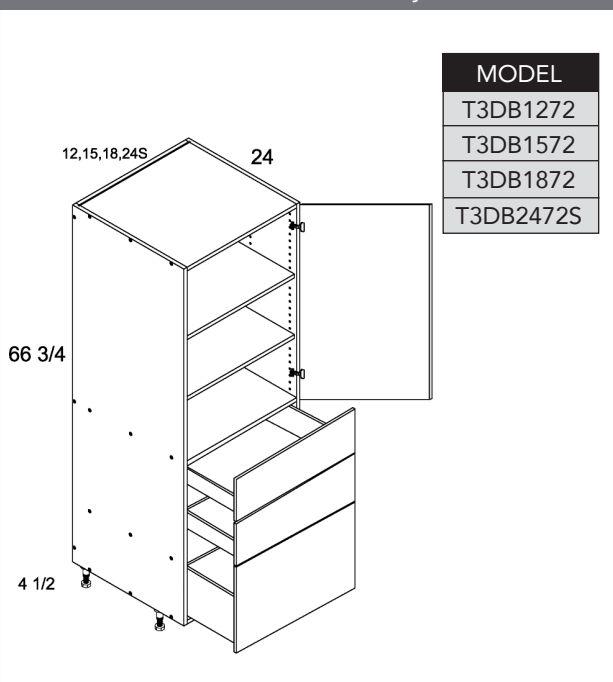
Tall One Door Two Drawer with One Inner Drawer Utility



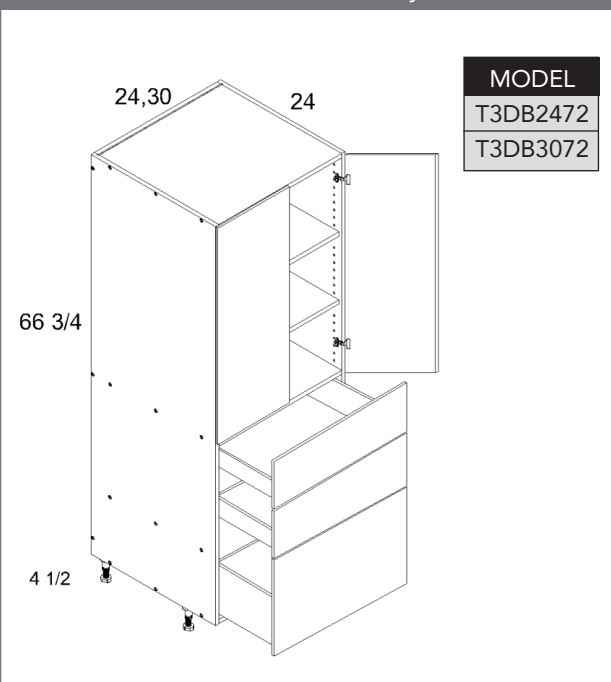
Tall Two Door Two Drawer with One Inner Drawer Utility



Tall One Door Three Drawer Utility

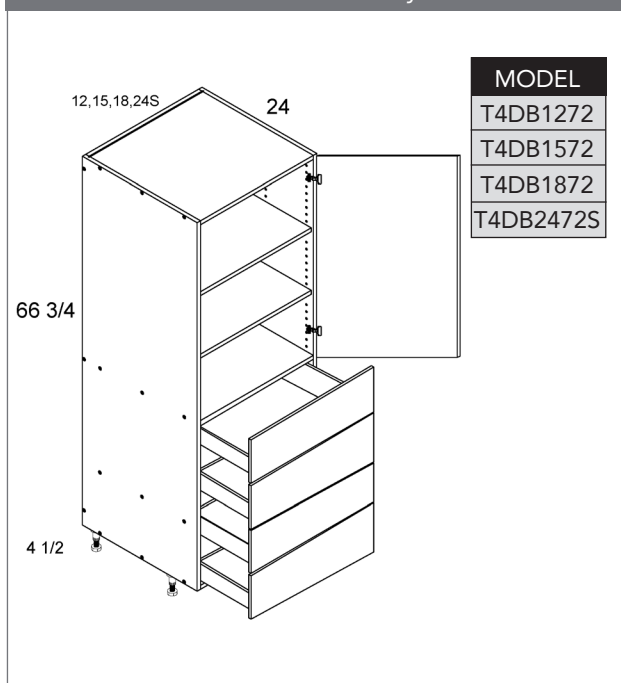


Tall Two Door Three Drawer Utility

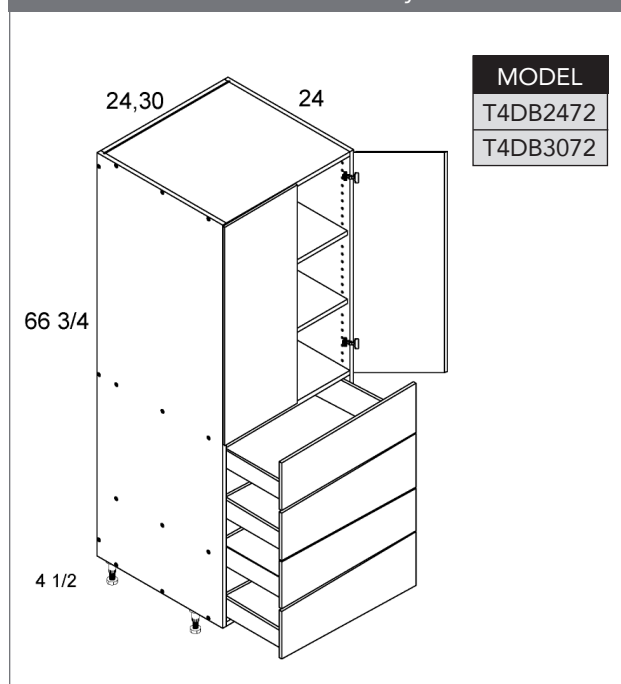


PRODUCT SPECIFICATIONS

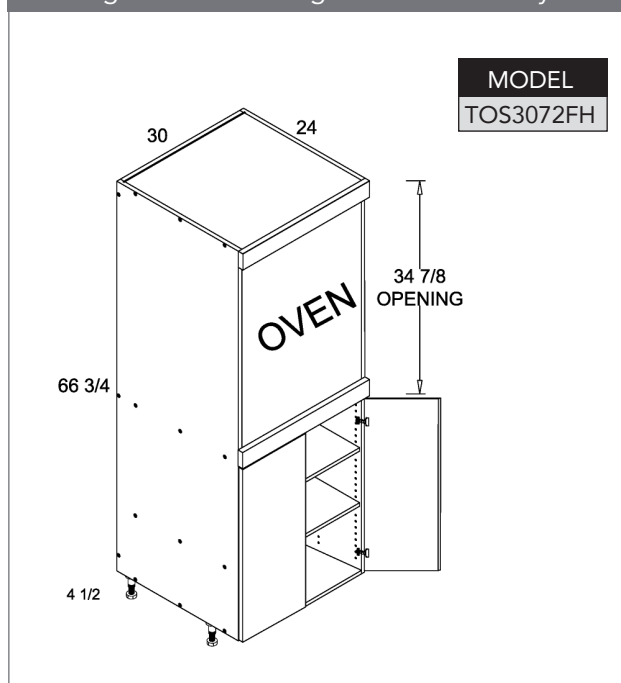
Tall One Door Four Drawer Utility



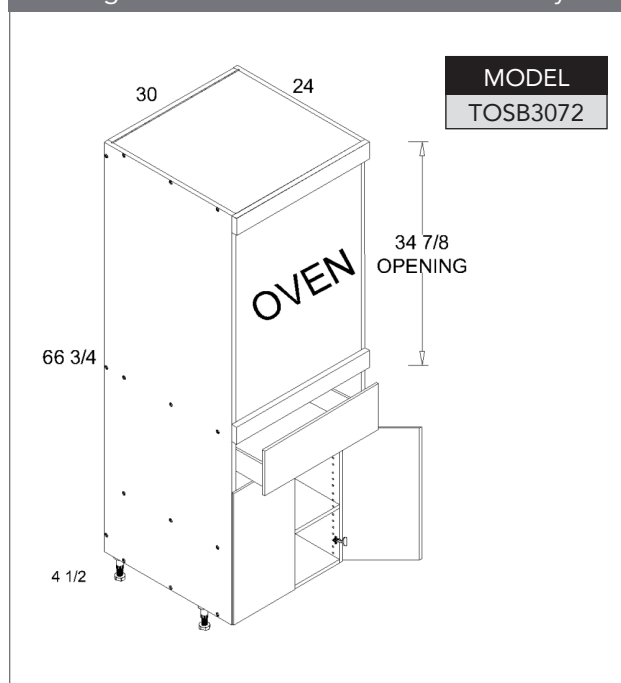
Tall Two Door Four Drawer Utility



Tall Single Oven Full Height Two Door Utility

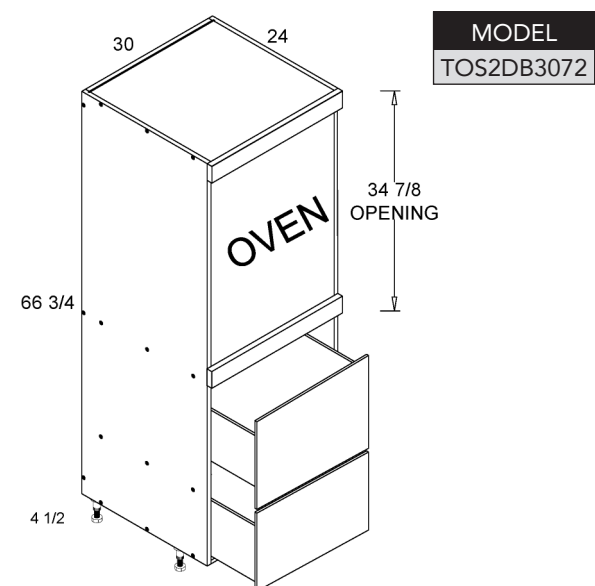


Tall Single Oven Two Door One Drawer Utility

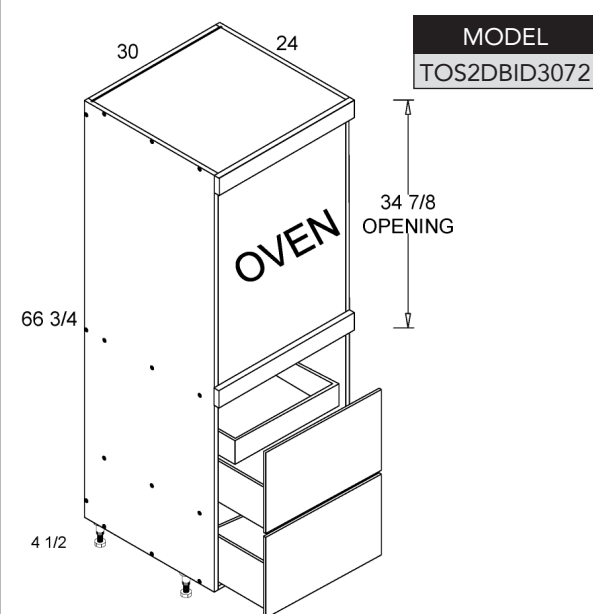


PRODUCT SPECIFICATIONS

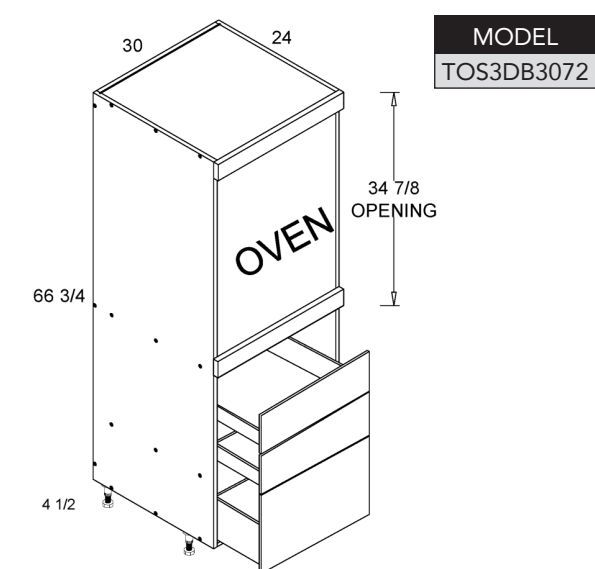
Tall Single Oven Two Drawer Utility



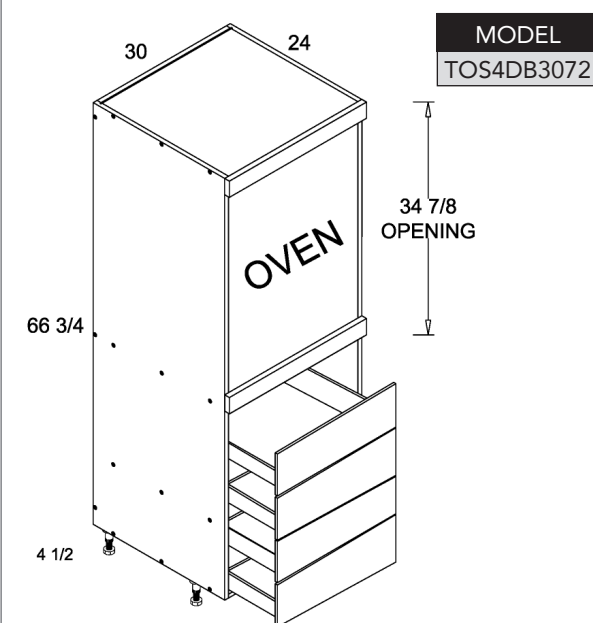
Tall Single Oven Two Drawer with One Inner Drawer Utility



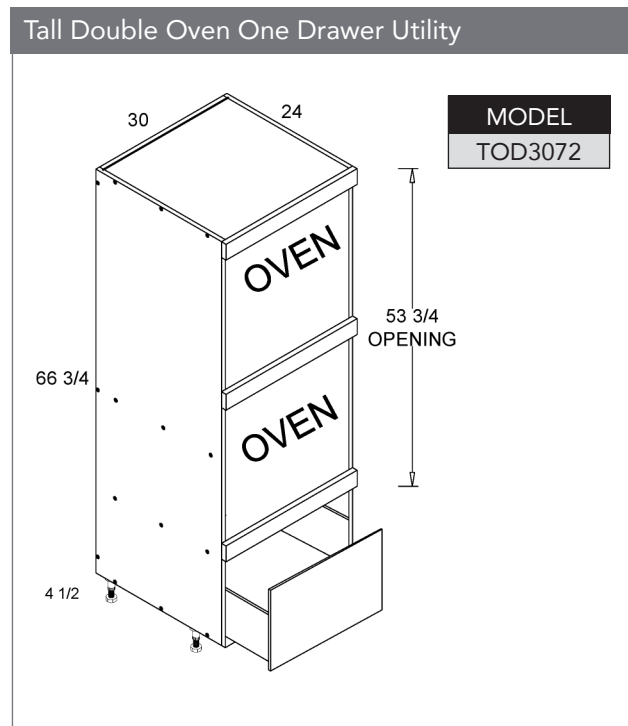
Tall Single Oven Three Drawer Utility



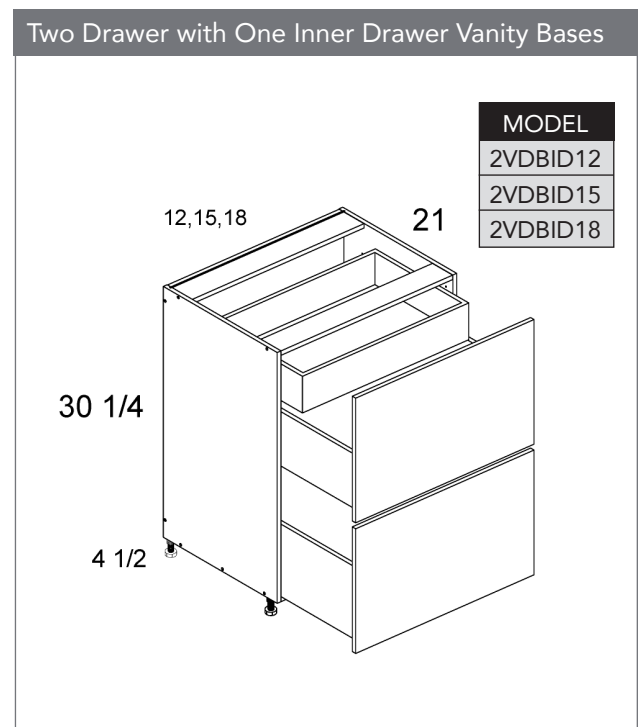
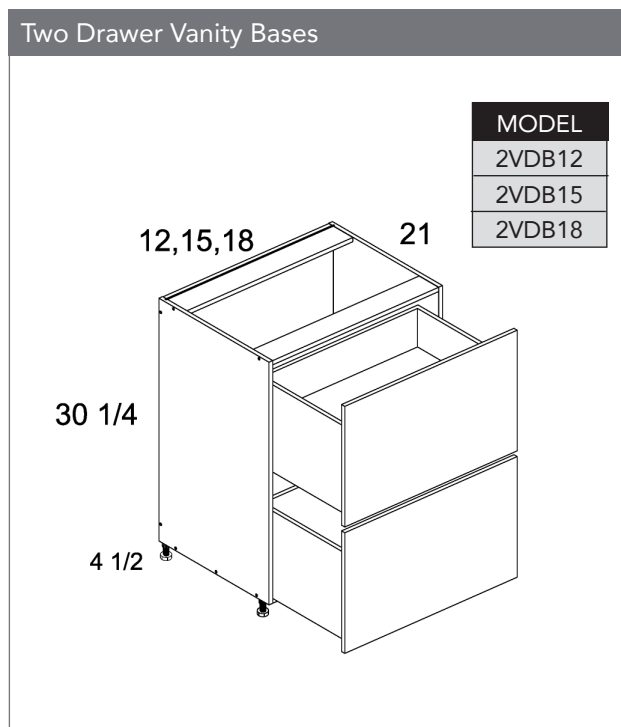
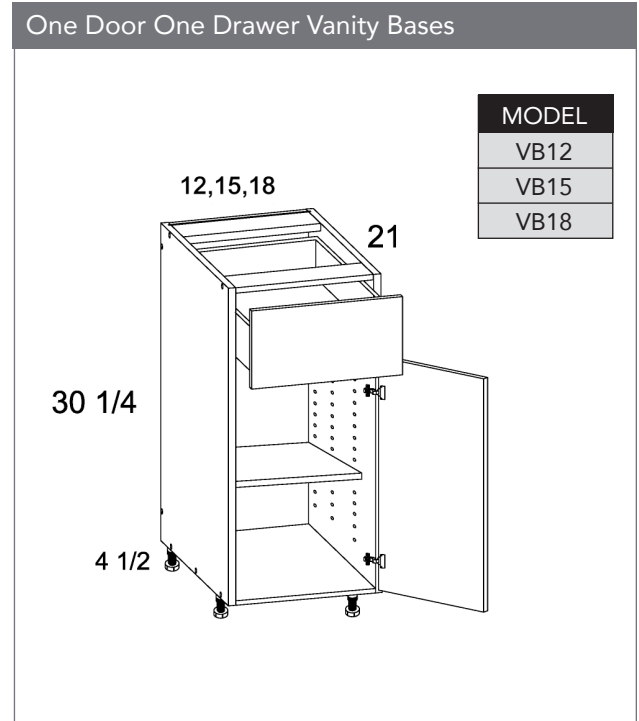
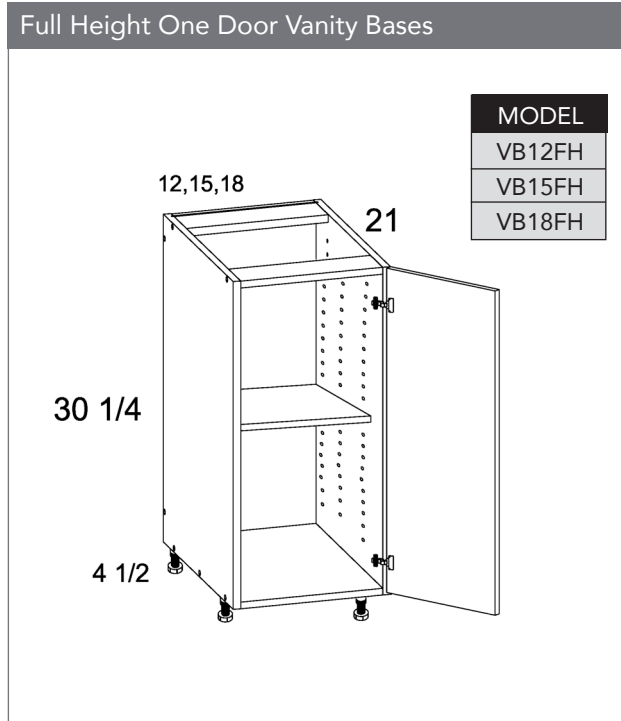
Tall Single Oven Four Drawer Utility



PRODUCT SPECIFICATIONS

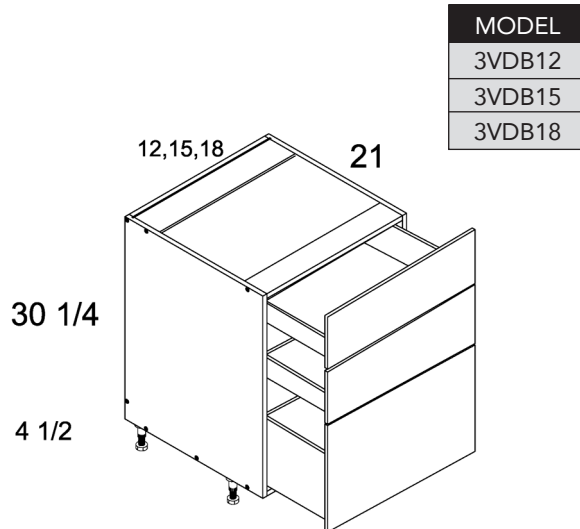


PRODUCT SPECIFICATIONS

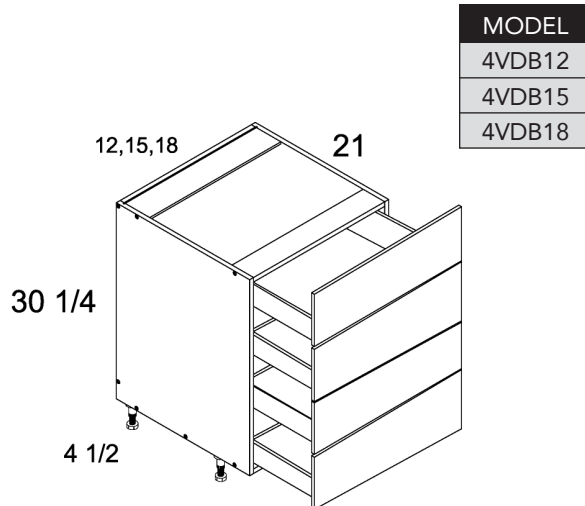


PRODUCT SPECIFICATIONS

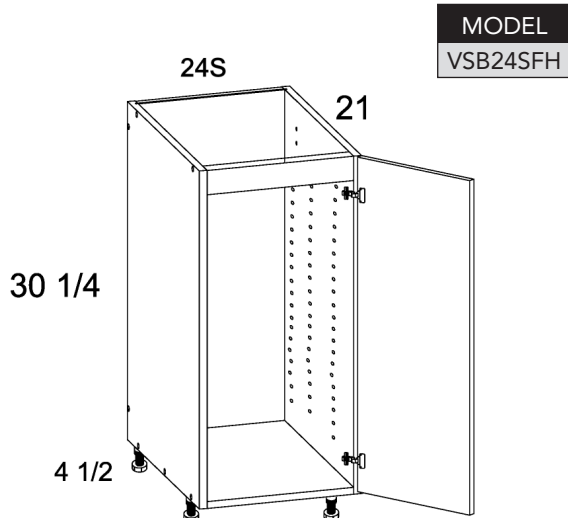
Three Drawer Vanity Bases



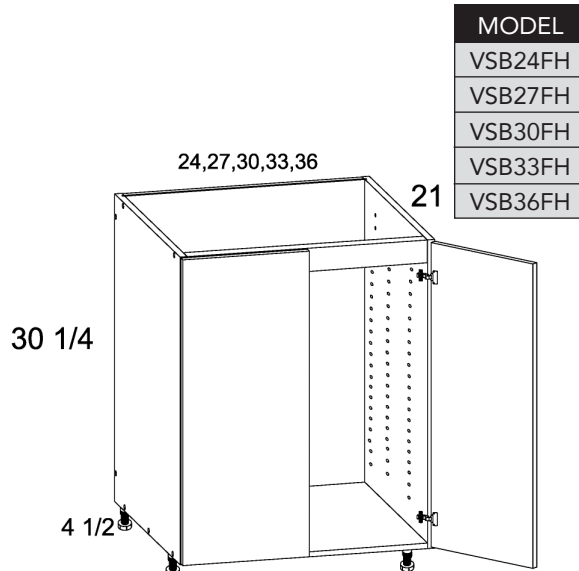
Four Drawer Vanity Bases



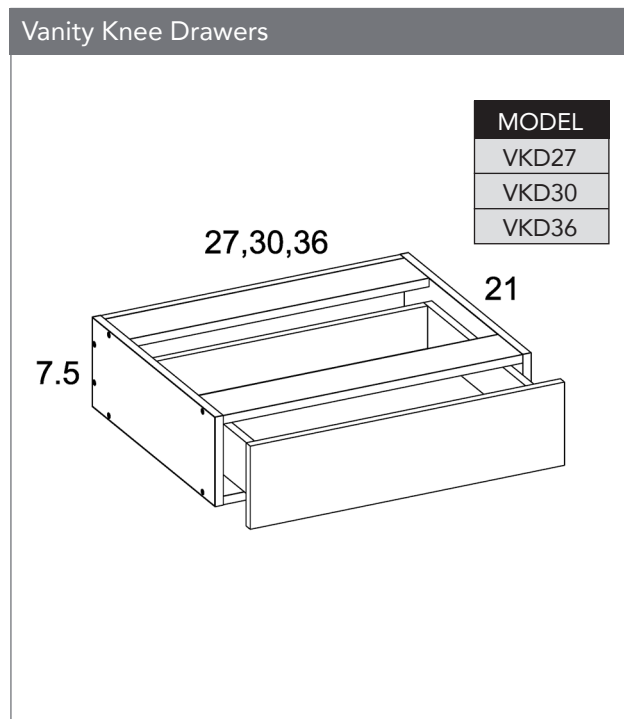
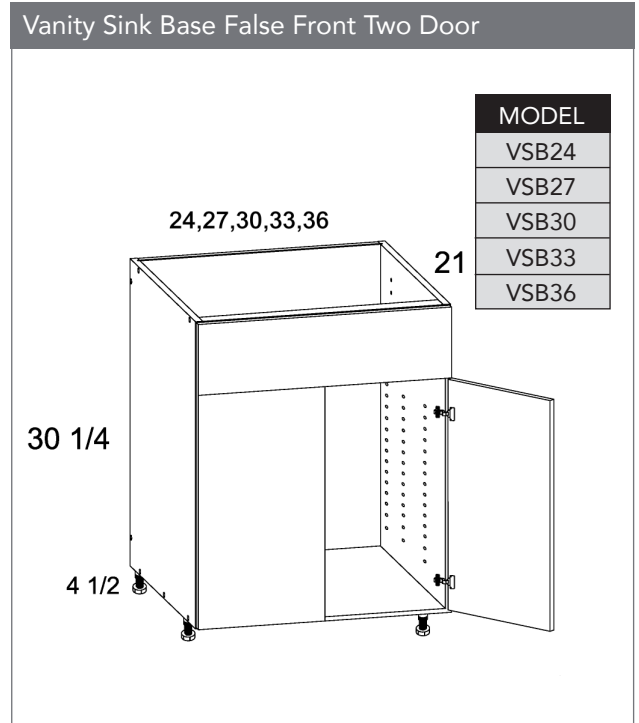
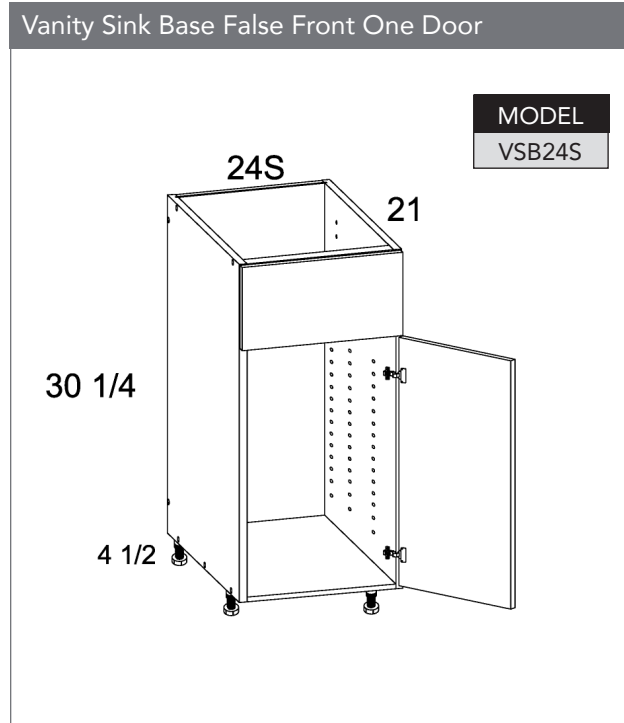
Full Height One Door Vanity Sink Bases



Full Height Double Door Vanity Sink Bases

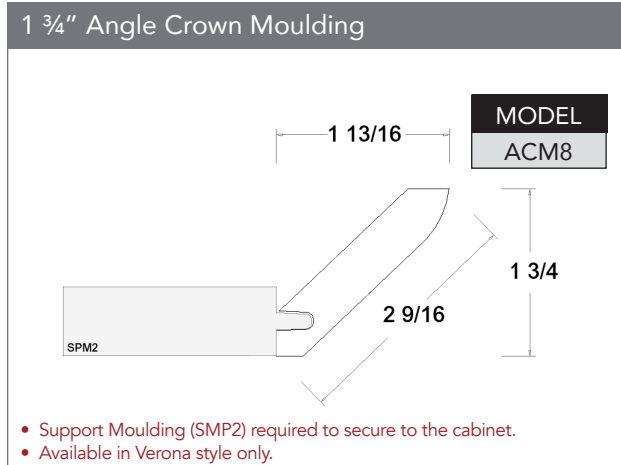


PRODUCT SPECIFICATIONS

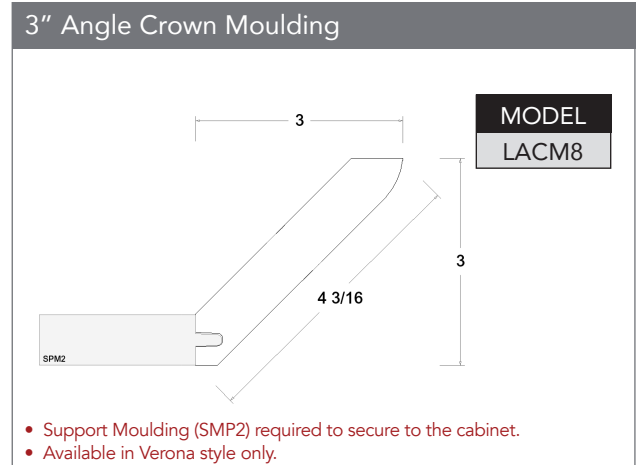


PRODUCT SPECIFICATIONS

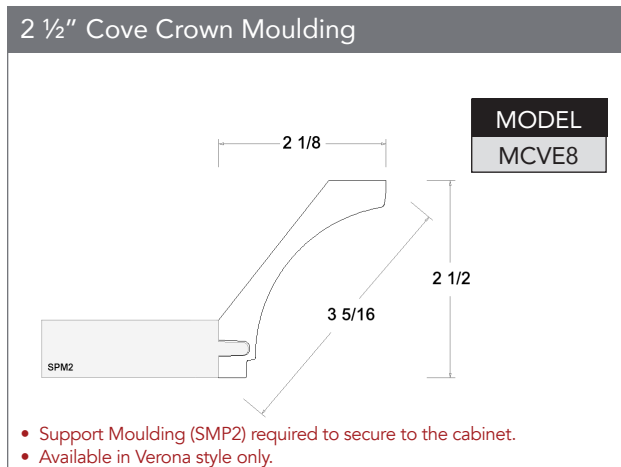
1 3/4" Angle Crown Moulding



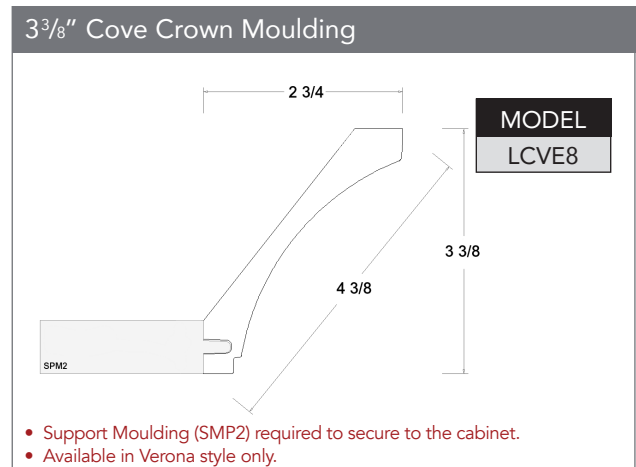
3" Angle Crown Moulding



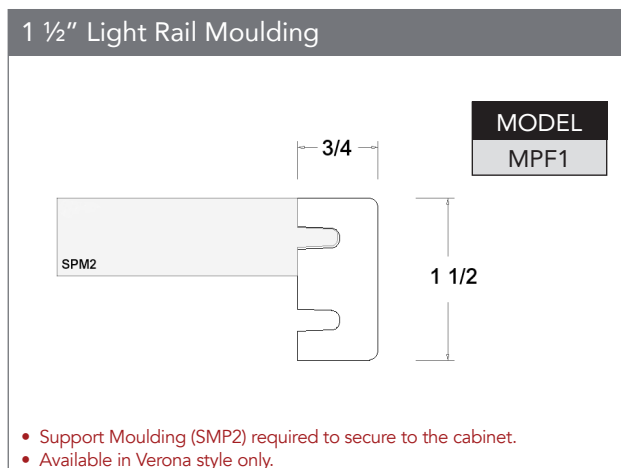
2 1/2" Cove Crown Moulding



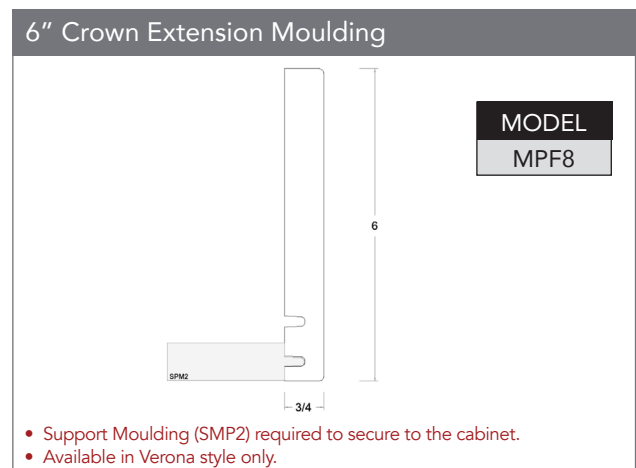
3 3/8" Cove Crown Moulding



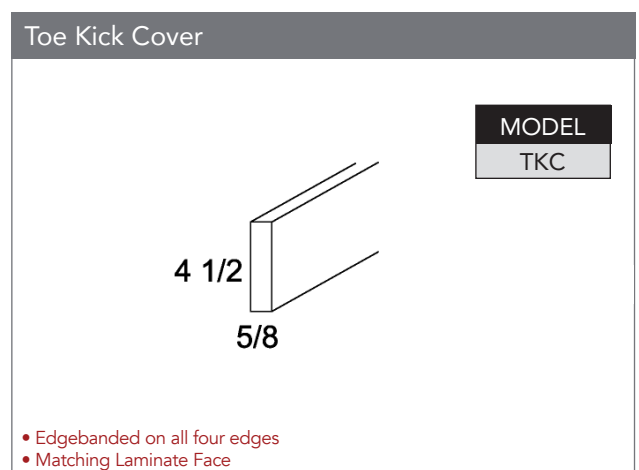
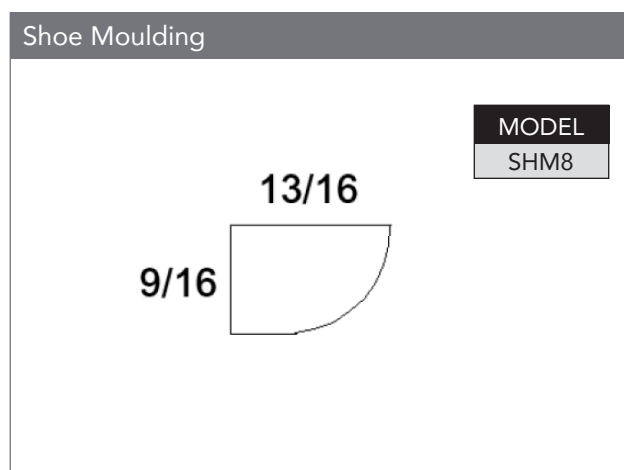
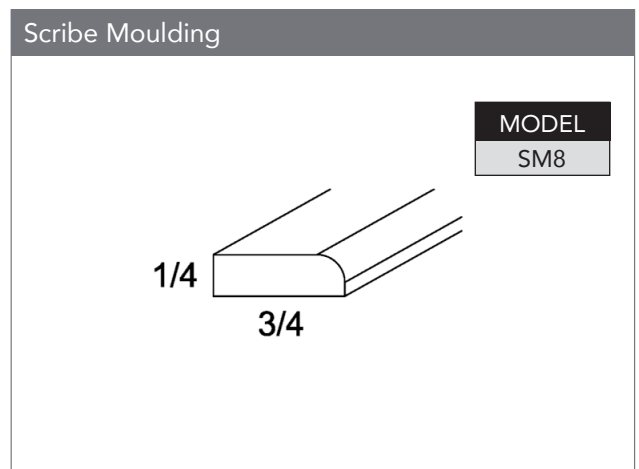
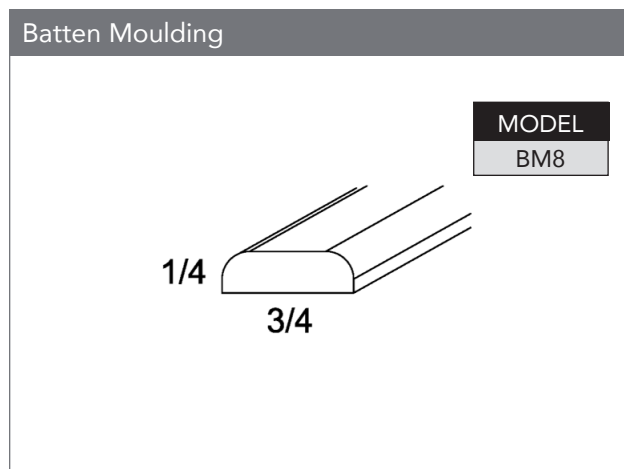
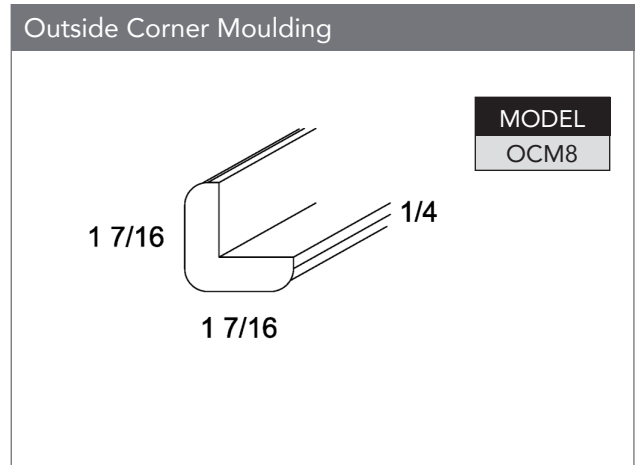
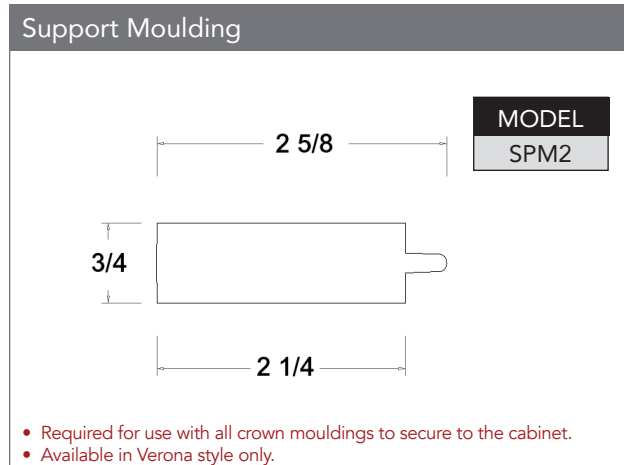
1 1/2" Light Rail Moulding



6" Crown Extension Moulding

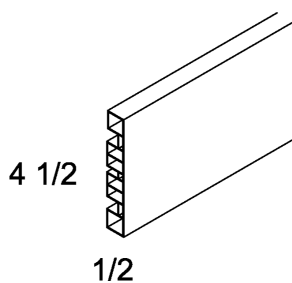


PRODUCT SPECIFICATIONS



PRODUCT SPECIFICATIONS

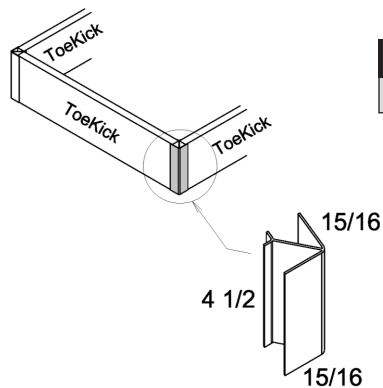
Brushed Aluminum PVC Toe Kick Cover



MODEL
TKC-PVC


• Brushed Aluminum Finish

PVC Toe Kick Corner Connector



MODEL
CORNER-PVC

Furniture Base Moulding

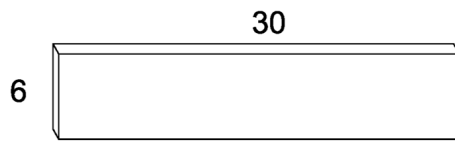


MODEL
FBM8

• Available in Verona style only.

PRODUCT SPECIFICATIONS

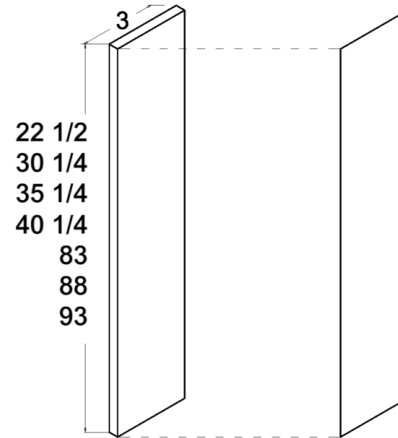
Fillers - Appliance Filler (Three Pack)



MODEL
AF3006

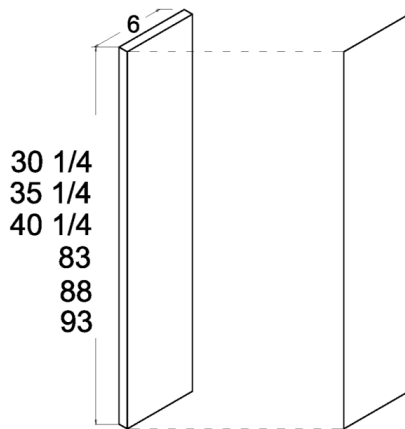
• Edgebanded on all four edges

Fillers - 3" Filler Overlays



MODEL
OF323
OF330
OF335
OF340
OF384
OF389
OF394

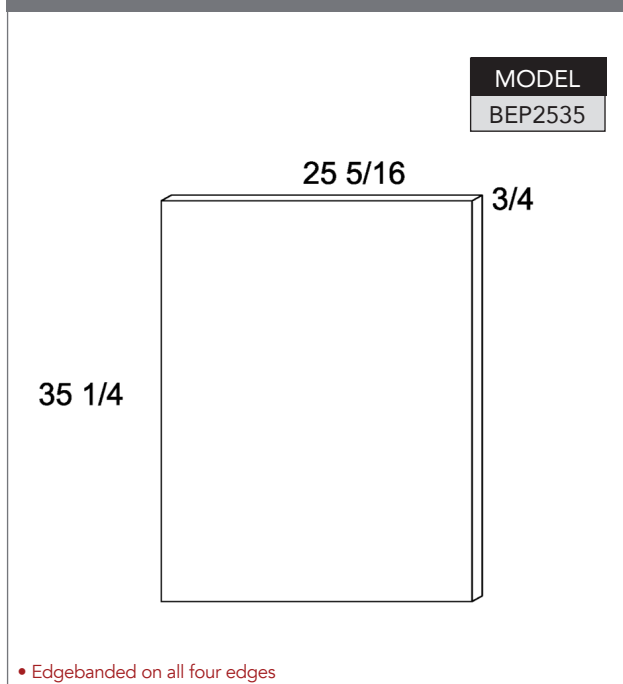
Fillers - 6" Filler Overlays



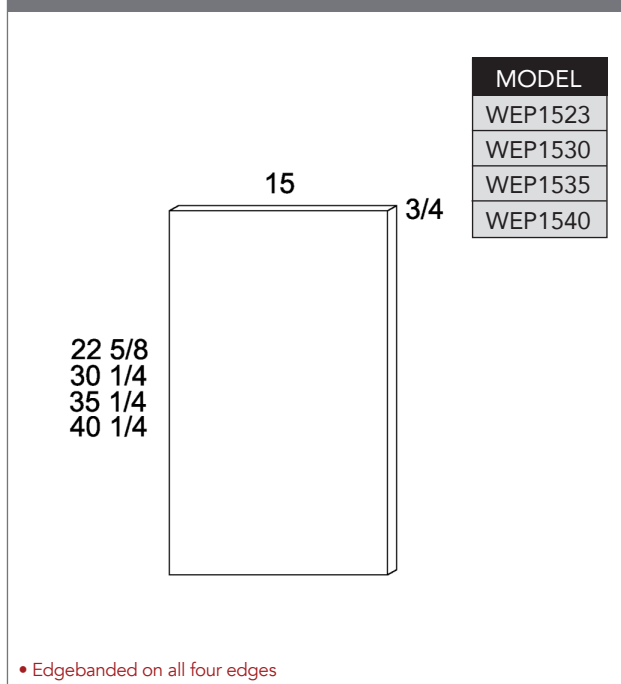
MODEL
OF630
OF635
OF640
OF684
OF689
OF694

PRODUCT SPECIFICATIONS

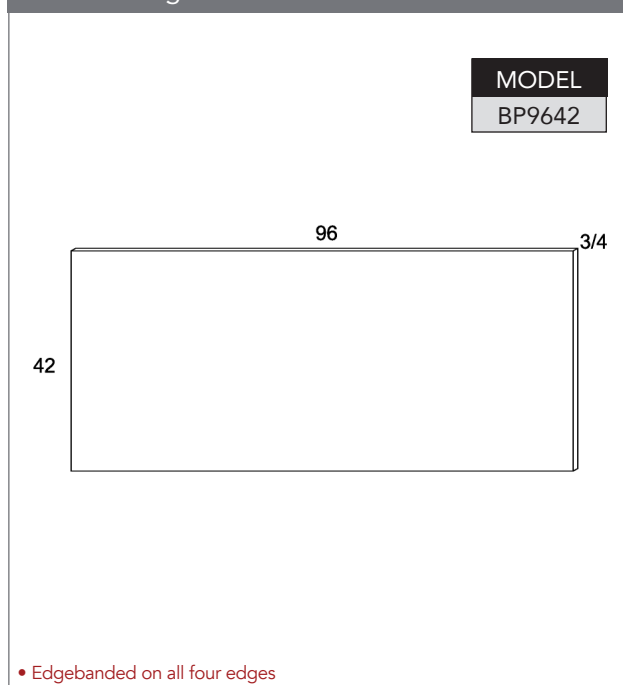
Panels - Base End Panel



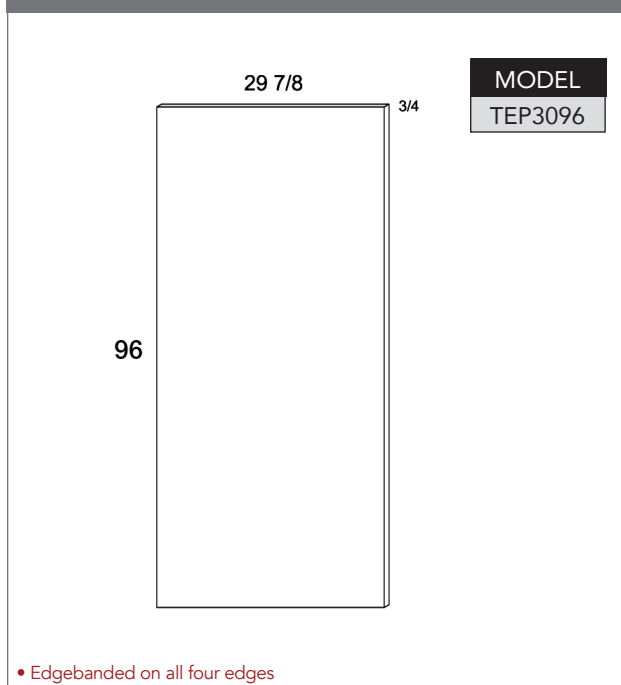
Panels - Wall End Panel



Panels - Long End Panel



Panels - Tall End Panel



PRODUCT SPECIFICATIONS

